

2.0mm (0.079") Pin Header

*Straight and Right Angle, 2.0mm Base
(Single Row)*

1201-HT Series

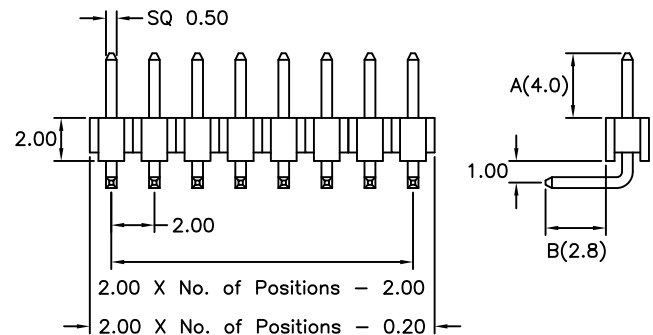
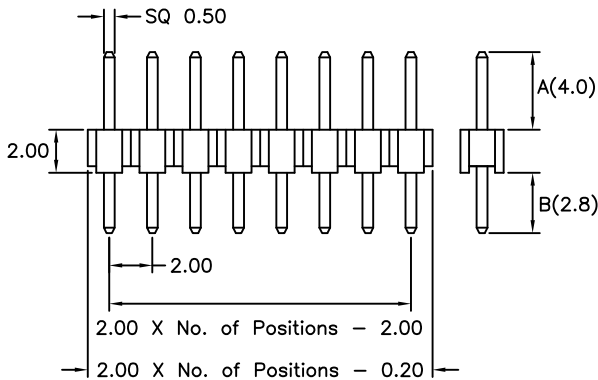
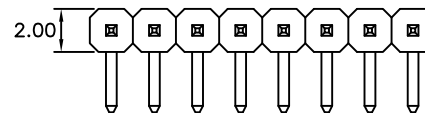
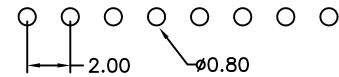
APPLICATION AND FEATURES

1. Side and end stackable (on unbroken edges).
2. Notches for easy breakable.
3. Variable pin length, gold, selective gold or tin plated.
4. Standoffs facilitate post soldering clean.
5. Mate with P.C.Board connectors such as 1211, 1311 & 1206 series.
6. RoHS compliant.
7. Halogen Free.

SPECIFICATIONS

Current Rating:	2 Amp
Insulator Resistance:	3000 Megohms min.
Contact Resistance:	20 m ohm Max.
Dielectric Withstanding:	AC 500 V
Operating Temperature:	-40°C to +105°C
Max Processing Temp:	245±5°C for 3-5 seconds
Contact Material:	Brass
Insulator Material:	Nylon 6T, UL 94V-0, Black

Recommended P.C.Board
Hole Layout



Tolerance: ±0.30mm

Order Information 1201-HT Series

Example: 1201 - 34 - S2 - 02 - A/B - HT

Series No.	Number of Contacts	Connector Type	Contact Plating	Pin Length mm
1201	02 to 40 Contacts	Straight S2	Tin Plated 01	A 4.0 B 2.8
		Right Angle R2	Gold Plated	
			Flash 02	
			10 μ" 10	
			30 μ" 30	