

2.0mm (0.079") Pin Header

Straight and Right Angle, 1.5mm Base
(Single Row)

1201-HSF Series

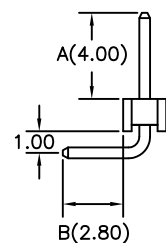
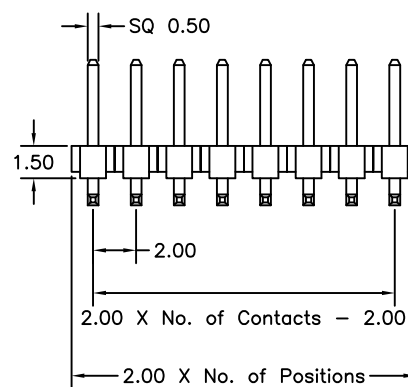
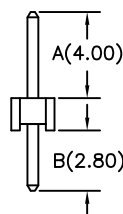
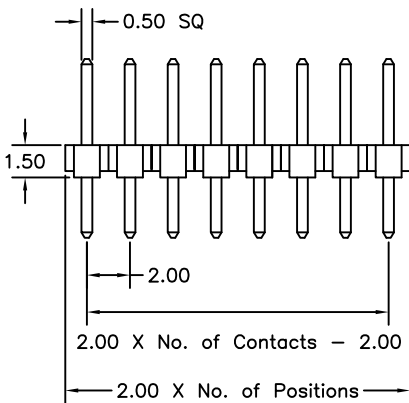
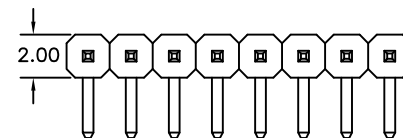
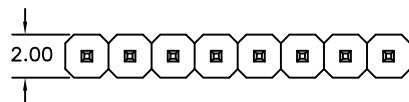
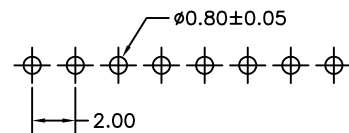
APPLICATION AND FEATURES

1. Side and end stackable (on unbroken edges).
2. Notches for easy breakable.
3. Variable pin length, gold, selective gold or tin plated.
4. Standoffs facilitate post soldering clean.
5. Mate with P.C.Board connectors such as 1211, 1311 & 1206 series.
6. RoHS compliant.
7. Halogen Free.

SPECIFICATIONS

Current & Voltage Rating: 2A & 20Vac max.
 Insulation Resistance: 3000 MΩ min.
 Contact Resistance: 20 mΩ max.
 Dielectric Withstanding: AC 500 V
 Operating Temperature: -40°C to +105°C
 Max Processing Temp: 245±5°C for 3-5 seconds
 Contact Material: Brass
 Insulator Material: Nylon 6T, UL 94V-0 (Black)

Recommended P.C.Board
Hole Layout



Tolerance: ±0.30mm

Order Information 1201 Series

Example: 1201-34-NS1-02-A/B-HSF

Series No.	Number of Contacts	Connector Type	Contact Plating	Pin Length mm
1201	02 to 40 Contacts	Straight NS1	Tin Plated 01	A B
		Right Angle NR1	Gold Plated	4.0 2.8
			Flash 02	
			10 μ" 10	
			30 μ" 30	