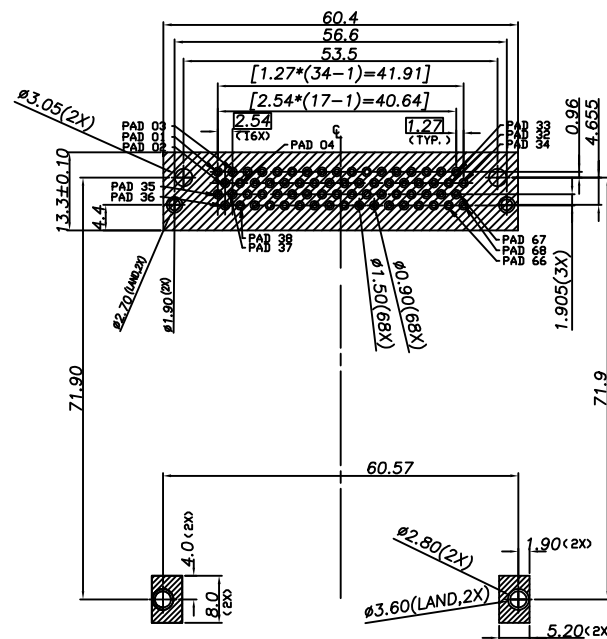
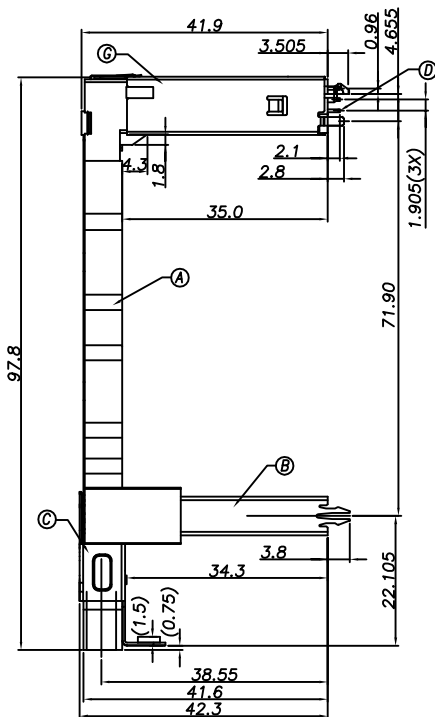
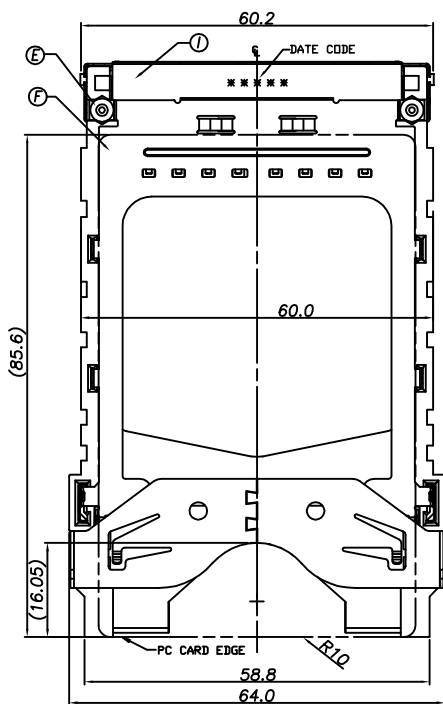


REV.	ECN NO OR DESCRIPTION	REVISED	DATE
A	PDR RELEASE	bonnie	2008.12.15



Recommend PCB Layout
Tolerance: ±0.05mm

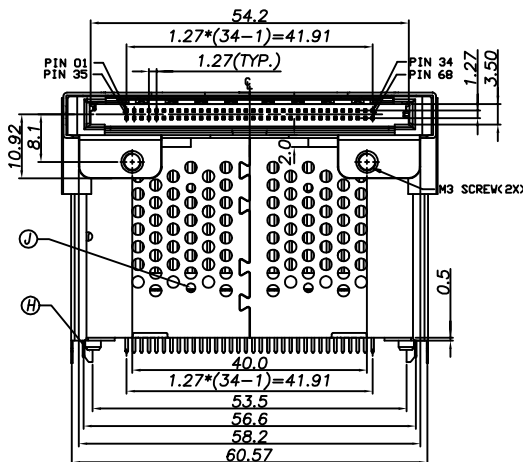
□ SOLDER PAD
▨ NO ANY TRACE AND COMPONENT AREA

PIN NUMBER	L±0.10(0.0041)
36, 67	3.50(0.1381)
GENERAL	4.25(0.1671)
1, 17, 34, 35, 51, 68	5.00(0.1971)

DATE CODE
Y M X X X
XXX=LINE NO.
M:MONTH(1=Jan, 2=Feb...A=Oct,B=Nov,C=Dec)
Y:YEAR(7=2007,8=2008.....0=2010,1=2011,2=2012)

PART NO.
2CA1503-000111
PACKAGE
1: TRAY
HOUSING COLOR
1: BLACK
CONTACT PLATING
1: TERMINAL AREA : TIN PLATING
CONTACT AREA : Au PLATING

- SPECIFICATIONS:
1. GREEN PRODUCT IDENTIFICATION LABEL IN PACKING: **G.P. PASS**
2. SOLDER HEAT RESISTANCE: WAVE SOLDERING 260°C 10 SECS.
3. TO CONFORM TO THE SINGATRON HSF SPECIFICATION".
4. SEE "2CA1502 SERIES" SPECIFICATION
5. PACKAGE : SEE " 2CA1503 SERIES" PACKAGE



J	SPACER	1	GLASS FILLED PBT	BLACK
I	GROUND PLATE	1	COPPER ALLOY	SELECTIVE GOLD PLATING
H	LOCATOR	1	GLASS FILLED PBT	BLACK
G	GROUND SHELL	1	STEEL	TIN PLATING BASE NICKEL
F	TOP SHIELD	1	STEEL	
E	NUT	2	BRASS	
D	CONTACT	68	COPPER ALLOY	TERMINAL AREA:TIN PLATING CONTACT AREA :Au PLATING
C	GROUND FRAME	1	STEEL	Ni PLATING
B	HOOK	2	STEEL	TIN PLATING BASE NICKEL
A	HOUSING	1	GLASS FILLED PBT	BLACK COLOR
NO	DESCRIPTION	QTY	MATERIAL	PLATING & COLOR

UNLESS OTHERWISE SPECIFIED TOLERANCES

Singatron Enterprise Co., Ltd.
信音企業股份有限公司

DECIMALS:	ANGLES:	TITLE	CARD BUS SINGLE DECK	
X : ±0.5	X : ±2°	DWN	bonnie 2008.12.15	PART NO.2CA1503-000111
X.X : ±0.3	X.X : ±1°	CHKD	JOHNSON 2008.12.15	SCALE:N/A UNIT: mm
X.XX : ±0.2		APVD	JOHNSON 2008.12.15	SIZE: A3 SHEET: 10F1 REV: A

CUSTOMER COPY