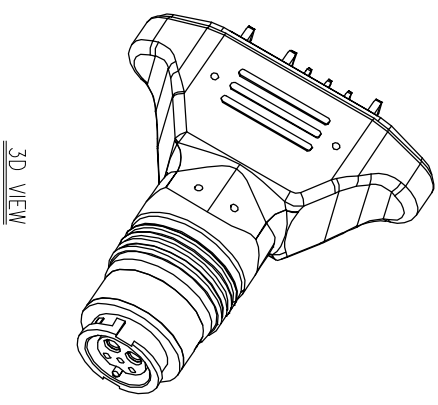
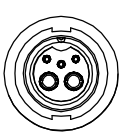
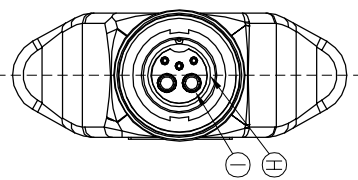
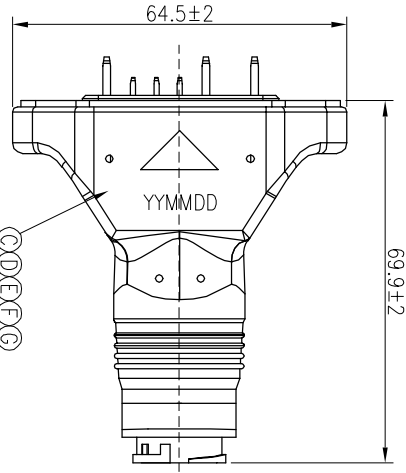
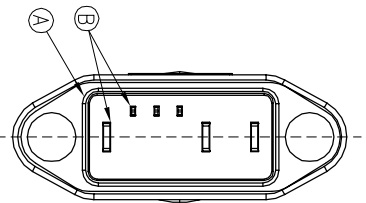
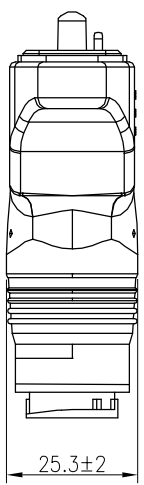
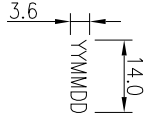


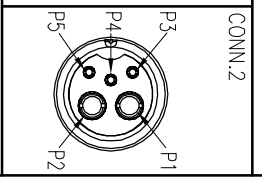
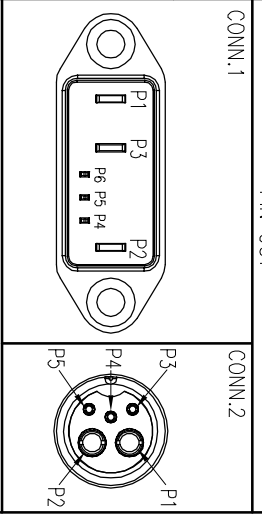
REV.	ECN NO.	OR DESCRIPTION	REVISED	DATE
A	PDR NO.:1210316-5A		MF	2022.06.29



3D VIEW

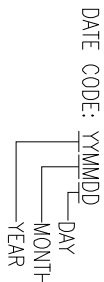


CONN.1	WIRE COLOR(AWG)	CONN.2	FUNCTION
PIN OUT			
6	WHITE (24#)	5	CAN_L
5	YELLOW (24#)	4	CAN_H
4	GREEN (24#)	3	PRRSNT
2	BLACK (16#)	2	-
1	RED (16#)	1	+



NOTES:

1. WATERPROOF DEGREE OF PROTECTION: IP67
2. CURRENT RATING: POWER TERMINAL: 20A  
SIGNAL TERMINAL: 2A
3. CONTACT RESISTANCE ≤100mΩ
4. CONFORM TO SINGATRON HAZARDOUS SUBSTANCE FREE SPEC.
5. GREEN PRODUCT IDENTIFICATION LABEL ON PACKAGING:
6. LASE DATE CODE "YYMMDD" ON TOP OF OVER MOLD



NO	DESCRIPTION	QTY	MATERIAL	PLATING & COLOR
A	MALE PIN	3	BRASS	100 μin Min. Solderable Nickel plating Ni10
B	BODY	1	PA66+GF	BLACK
C	OVER MOLD	1	PVC	BLACK
D	INNER MOLD	1	TPU	BLACK
E	WIRE	2	UL1007 16AWG	SEE PIN OUT
F	WIRE	3	UL1007 24AWG	SEE PIN OUT
G	HEAT SHRINK TUBE	10	N/A	BLACK
H	BODY	1	PA66+GF	BLACK
I	FEMALE PIN	3	PHOSPHOR BRONZE	GOLD PLATING OVER NICKEL PLATING

UNLESS OTHERWISE SPECIFIED TOLERANCES

DECIMALS: ANGLES:

X :±0.5 X :±2  
X.X :±0.3 X.X :±1'  
X.XX :±0.2

TITLE	Adaptor
DWN MF	PART NO.2CM3020-W05E45H
CHKD JF	SCALE 2:1 UNIT: mm
APVD STEVE	SIZE: A3 SHEET: 1 OF 1 REV: A

CUSTOMER COPY