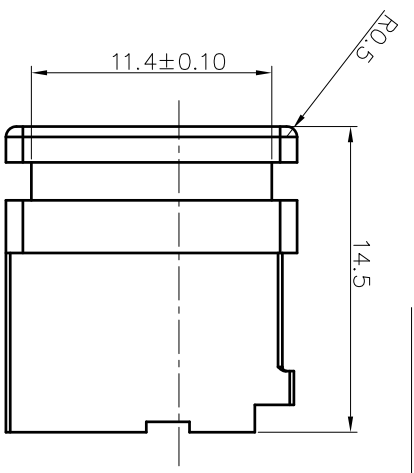
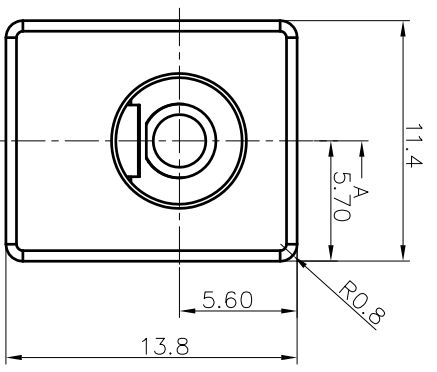
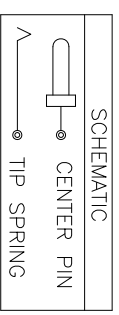
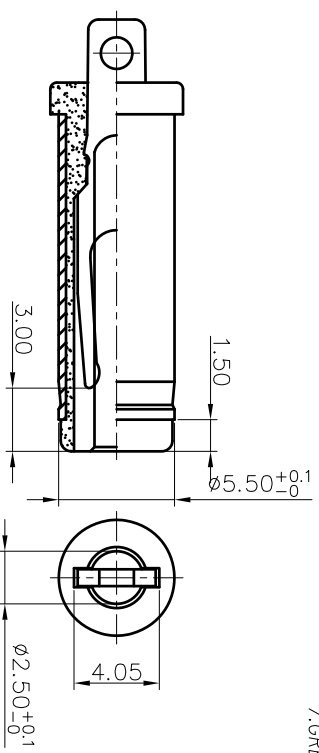
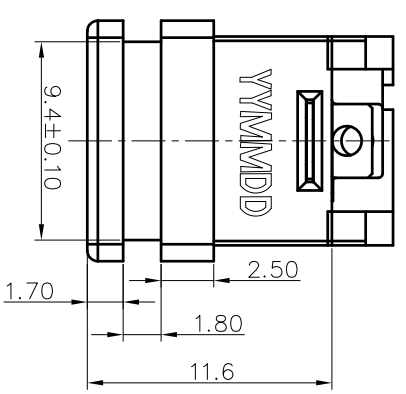
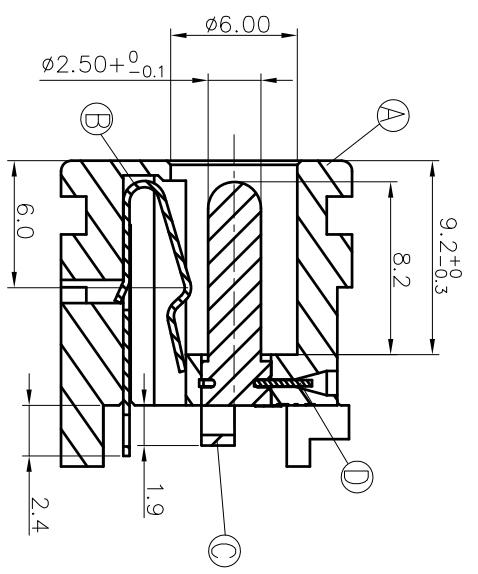


REV.	ECN NO OR DESCRIPTION	REVISED	DATE
A.	PDR NO:T091230-1A	JACY	2010.04.15
B.	ECN NO:S100440	Soldier	2010.04.29

SPECIFICATIONS:

- 1. ELECTRICAL CHARACTERISTICS:**
- 1-1. RATING: DC 15V 9A
 - 1-2. CONTACT RESISTANCE: 30mΩ MAX (INITIAL)
 - 1-3. JACK SHALL WITHSTAND 500 V AC BETWEEN ANY ADJACENT TERMINAL FOR ONE MINUTE
 - 1-4. INSULATION RESISTANCE: 100MΩ MIN. MEASURED BY 500 VDC
- 2. MECHANICAL CHARACTERISTICS:**
- 2-1. INSERTION FORCE : 0.5~5.5kgf.
 - 2-2. WITHDRAWAL FORCE : 0.4kg~4.5kgf.
- 3. LIFE TEST: 5000 CYCLES MIN.**
- 4. OTHER GENERAL SPEC. TO REFER "2DC-0057 SERIES SPEC."**
- 5. TO CONFORM TO SINGATRON HAZARDOUS SUBSTANCE FREE SPEC.**
- 6. GREEN PRODUCT IDENTIFICATION MARK ON JACK:**
- 7. GREEN PRODUCT IDENTIFICATION LABEL ON PACKAGING:**



D	TERMINAL	1	STAINLESS STEEL 0.3t	N/A
C	CONTACT PIN	1	BRASS BAR	Ni 60U"
B	TIP SPRING	1	COPPER ALLOY 0.3t	Ag 20U" Ni 60U"
A	BODY	1	THERMOPLASTIC UL 94V-0	BLACK
NO	DESCRIPTION	QTY	MATERIAL	PLATING & COLOR

UNLESS OTHERWISE SPECIFIED TOLERANCES

Singatron Enterprise Co., Ltd.
信音企業股份有限公司

DC POWER JACK

DECIMALS:	ANGLES:	TITLE	PART NO.2DC-0057-B11
X : ±0.5	X : ±2°	DWN	Soldier
X.X : ±0.3	X.X : ±1°	CHKD	Lussen
X.XX : ±0.2		APVD	Max

SCALE: 4:1 UNIT: mm SHEET: 1 OF 1 REV: B

CUSTOMER COPY