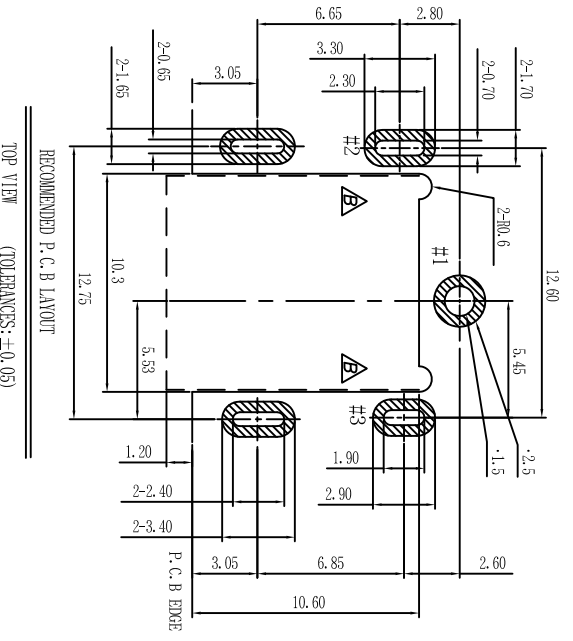
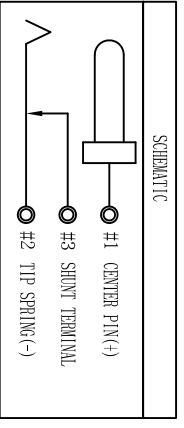


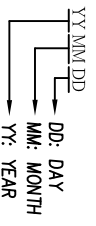
MATING PLUG Ø5.50
(TOLERANCES: ±0.05)



RECOMMENDED P.C.B. LAYOUT
TOP VIEW (TOLERANCES: ±0.05)

REV.	ECN NO OR DESCRIPTION	REVISED	DATE
A	FOR NO:SGR1211-2A ADD A FILE	HAHUA	12/17/08
B	ECN NO:C100198 CHANGE LAYOUT	BILL	2010.06.02
C	ECN NO:C1000044	REX	2010.07.27
D	ECN : C110345-4 MODIFY DIMENSION	Haijun	2012.01.04

- SPECIFICATIONS:**
- 1.RATING: DC 20V 7A
 - 2.INSERTION FORCE: 2.5kg MAX.
 - 3.WITHDRAWAL FORCE: 1.0kg~2.5kg
 - 4.ADJACENT TERMINALS SHALL NOT BE LESS THAN 100 MEGOHMS BY 500V DC.
 - 5.AJACK SHALL WITHSTAND 500 VOLTS BETWEEN ANY ADJACENT TERMINAL FOR ONE MINUTE.
 - 6.AJACK SHALL WITHSTAND 5,000 CYCLES OF INSERTION AND WITHDRAWAL WITH TESTING PLUG, AND CONTACT RESISTANCE SHALL NOT EXCEED 0.06 OHMS.
 - 7.MEASURING CONDITION:
TEMPERATURE: FROM 5°C TO 35°C.
RELATIVE HUMIDITY: FROM 40% TO 85%.
 - 8.TO CONFORM TO SINGATRON HAZARDOUS SUBSTANCE FREE SPEC.
 - 9.GREEN PRODUCT IDENTIFICATION LABEL ON PACKAGING: **GREEN**
 - 10.FOR REFLOW SOLDERING LEAD FREE PROCESS.
 - 11.PRINTED DATE CODE "YMMDD" ON TOP OF CONNECTOR.
 - 12.PACKAGING: TAPE&REEL



NO	DESCRIPTION	QTY	MATERIAL	PLATING & COLOR
G	GROUND	1	SUS 0.1T	N/A
F	SHIELD	1	COPPER ALLOY 0.35T	NI 60u" MIN.(SOLDERABILITY)
E	TERMINAL	1	PA9T+30% UL 94V-0	BLACK COLOR
D	CONTACT PIN	1	COPPER ALLOY	Aq20u" MIN, NI20u" MIN
C	SHUNT TERMINAL	1	COPPER ALLOY 0.4T	Aq20u" MIN, NI20u" MIN
B	TIP SPRING	1	COPPER ALLOY 0.3T	Aq20u" MIN, NI20u" MIN
A	BODY	1	NYLON-10T+30% GF	BLACK COLOR

UNLESS OTHERWISE SPECIFIED TOLERANCES

Singatron Enterprise Co., Ltd.
信音企業股份有限公司

DECIMALS:	ANGLES:	TITLE	DC POWER JACK
X : ±0.5	X : ±2°	DRAWN	PART NO. 2DC-G028-B09
X.X : ±0.3	X.X : ±1°	CHKD	SCALE 4:1 UNIT: mm
X.XX : ±0.2		APP'D	SIZE: A3 SHEET: 10F1

CUSTOMER COPY

