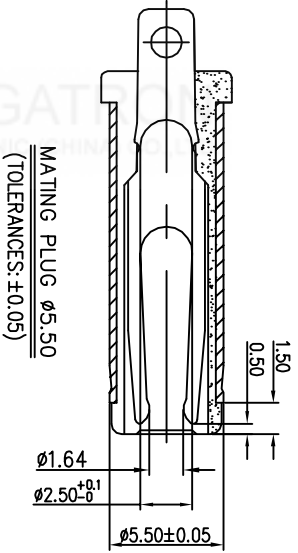
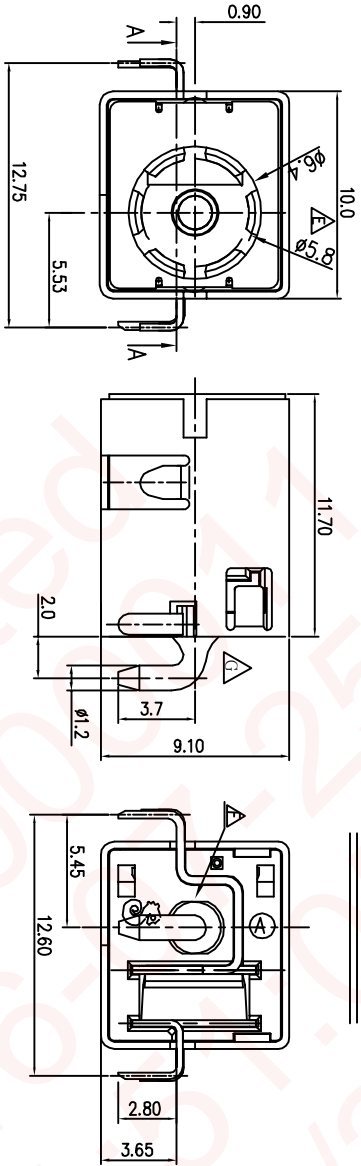
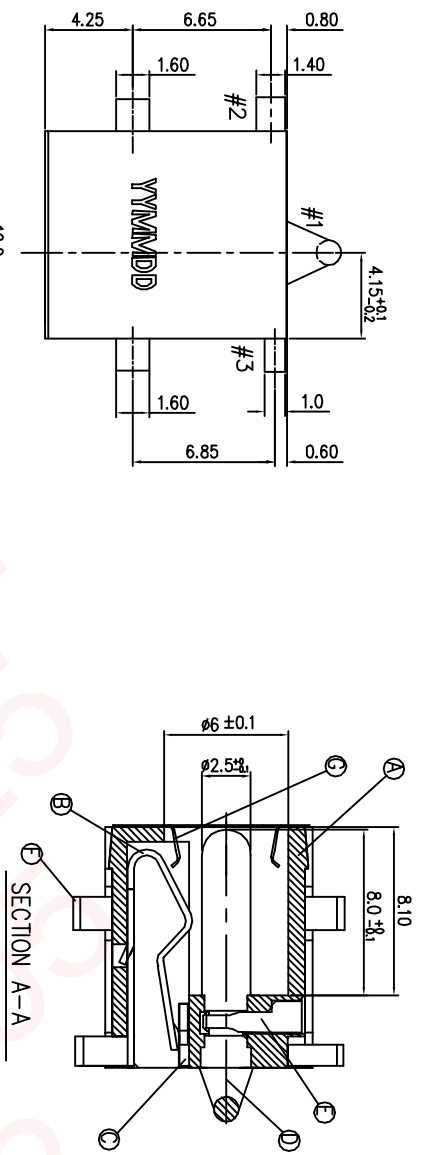
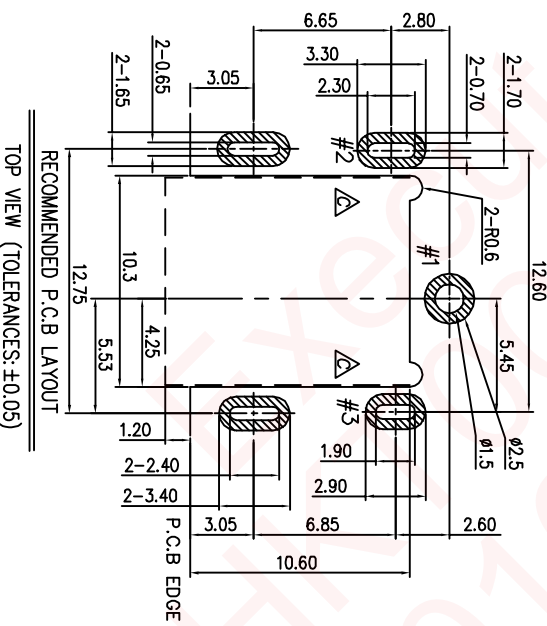
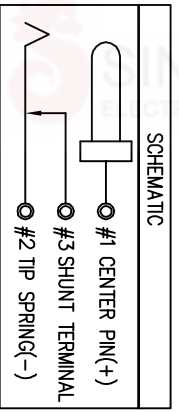


REV.	ECN NO OR DESCRIPTION	REVISED	DATE
E	ECN : C110345-4 MODIFY DIMENSION	Haijin	2012.01.04
F	ECN: C120222 Update drawing	Longjiang	2012.08.03
G	ECN: C120289 UPDATE DRAWING	DAOWEN	2012.09.05

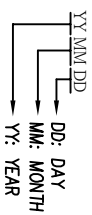


MATING PLUG Ø5.50
(TOLERANCES: ±0.05)



RECOMMENDED P.C.B LAYOUT
TOP VIEW (TOLERANCES: ±0.05)

- SECTION A-A
1. RATING: DC 20V 7A
2. INSERTION FORCE: 2.5KG MAX.
WITHDRAWAL FORCE: 1.0KG±2.5KG
3. INSULATION RESISTANCE BETWEEN ANY ADJACENT TERMINALS SHALL NOT BE LESS THAN 100 MEGOHMS BY 500V DC.
4. JACK SHALL WITHSTAND 500 VOLTS BETWEEN ANY ADJACENT TERMINAL FOR ONE MINUTE.
5. CONTACT RESISTANCE SHALL NOT EXCEED 0.03 OHMS.
6. JACK SHALL WITHSTAND 5000 CYCLES OF INSERTION AND WITHDRAWAL WITH TESTING PLUG, AND CONTACT RESISTANCE SHALL NOT EXCEED 0.06 OHMS.
7. MEASURING CONDITION:
TEMPERATURE: FROM 5°C TO 35°C.
RELATIVE HUMIDITY: FROM 40% TO 85%.
8. TO CONFORM TO SINGATRON HAZARDOUS SUBSTANCE FREE SPEC.
9. HALOGEN FREE PRODUCT IDENTIFICATION MARK ON PRODUCT.
10. HALOGEN PRODUCT IDENTIFICATION LABEL ON PACKAGING.
11. FOR REFLOW SOLDERING LEED FREE PROCESS.
12. PRINTED DATE CODE "YMMDD" ON TOP OF CONNECTOR.
13. PACKAGING: TAPE&REEL.



NO	DESCRIPTION	QTY	MATERIAL	PLATING & COLOR
A	BODY	1	PA10T+30% GF	BLACK COLOR
B	TIP SPRING	1	COPPER ALLOY 0.3T	Ag20U *MIN, NI20U *MIN
C	SHUNT TERMINAL	1	COPPER ALLOY 0.4T	Ag20U *MIN, NI20U *MIN
D	CONTACT PIN	1	COPPER ALLOY	Ag20U *MIN, NI20U *MIN
E	TERMINAL	1	PA10T+30% GF	BLACK COLOR
F	SHIELD	1	COPPER ALLOY 0.35T	NI 60U *MIN (SOLDERABILITY)
G	GROUND	1	SUS 01T	N/A

UNLESS OTHERWISE SPECIFIED TOLERANCES

DECIMALS: ANGLES:

X ±0.5 X ±2°
X.X ±0.3 X.X ±1°
X.XX ±0.2

TITLE: DC POWER JACK

DC POWER JACK

Singatron Enterprise Co., Ltd.
信音企業股份有限公司

DC POWER JACK

PART NO. 2DC-G028-B12

SCALE 4:1 UNIT: mm

SIZE: A3 SHEET: 10F1 REV: G

CUSTOMER COPY