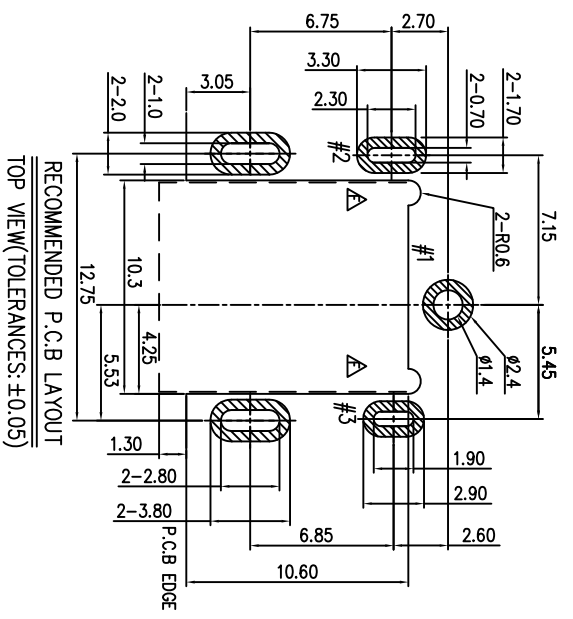


MATING PLUG Ø5.50
(TOLERANCES: ±0.05)

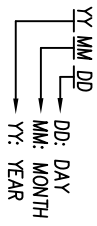
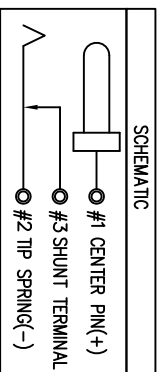


RECOMMENDED PCB LAYOUT
TOP VIEW (TOLERANCES: ±0.05)

REV.	ECN NO OR DESCRIPTION	REVISED	DATE
F	ECN NO: C100198 CHANGE LAYOUT	BILL	2010.06.02
G	ECN NO: C1000044	REX	2010.07.27
H	ECN NO: C100398 Modify Shield	LONGJIANG	2010.09.28
I	ECN: C110345-4 MODIFY DIMENSION	HAJIN	2012.01.04
J	ECN NO: C140125 MODIFY DIMENSION	KEMIT	2014.07.02

SPECIFICATIONS:

1. RATING: DC 20V 7A
2. INSERTION FORCE: 2.5Kg MAX. WITHDRAWAL FORCE: 1.0Kg~2.5Kg
3. INSULATION RESISTANCE BETWEEN ANY ADJACENT TERMINALS SHALL NOT BE LESS THAN 100 MEGOHMS BY 500V DC.
4. JACK SHALL WITHSTAND 500 VOLTS BETWEEN ANY ADJACENT TERMINAL FOR ONE MINUTE.
5. CONTACT RESISTANCE SHALL NOT EXCEED 0.03 OHMS.
6. JACK SHALL WITHSTAND 5,000 CYCLES OF INSERTION AND WITHDRAWAL WITH TESTING PLUG, AND CONTACT RESISTANCE SHALL NOT EXCEED 0.06 OHMS.
7. MEASURING CONDITION: TEMPERATURE: FROM 5°C TO 35°C. RELATIVE HUMIDITY: FROM 40% TO 85%.
8. TO CONFORM TO SINGATRON HAZARDOUS SUBSTANCE FREE SPEC.
9. GREEN PRODUCT IDENTIFICATION LABEL ON PACKAGING: **GREEN PASS**
10. FOR WAVE SOLDERING LEAD-FREE PRODUCT.
11. PRINTED DATE CODE "YMMDD" ON TOP OF CONNECTOR.
12. PACKAGING: TAPE&REEL



NO	DESCRIPTION	QTY	MATERIAL	PLATING & COLOR
G	GROUND	1	SUS 0.1t	N/A
F	SHIELD	1	BRASS 0.35t	NICKEL PLATING
E	TERMINAL	1	PA9T+30% UL 94V-0	BLACK COLOR
D	CONTACT PIN	1	BRASS BAR	Gold Flash
C	SHUNT TERMINAL	1	BRASS 0.4t	SILVER PLATING
B	TIP SPRING	1	COPPER ALLOY 0.3t	SILVER PLATING
A	BODY	1	PA-9T+30% GF	BLUE COLOR
NO	DESCRIPTION	QTY	MATERIAL	PLATING & COLOR

UNLESS OTHERWISE SPECIFIED TOLERANCES



Singatron Enterprise Co., Ltd.
信音企業股份有限公司

DC POWER JACK

TITLE

PART NO. 2DC-G038-103

DECIMALS: ANGLES:

DWN Kennit 14/7/03
CHKD Billy 14/7/03
APVD Liao 14/7/03

X : ±0.5 X : ±2°
X.X : ±0.3 X.X : ±1°
X.XX : ±0.2

SCALE 4:1 UNIT: mm
SIZE: A3 SHEET: 10F1 REV: J

CUSTOMER COPY