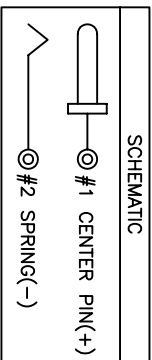
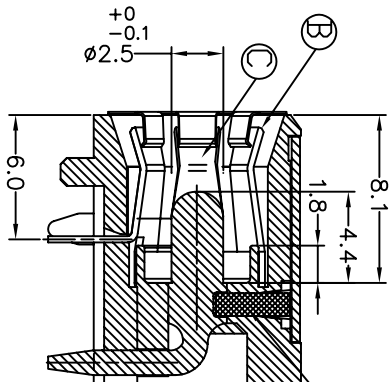
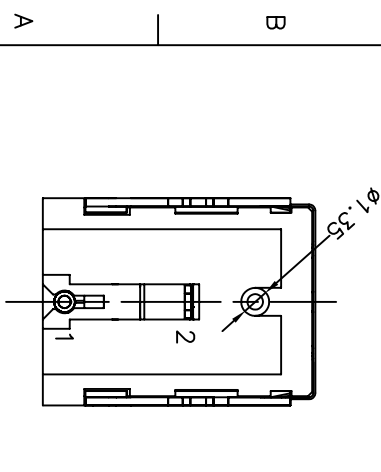
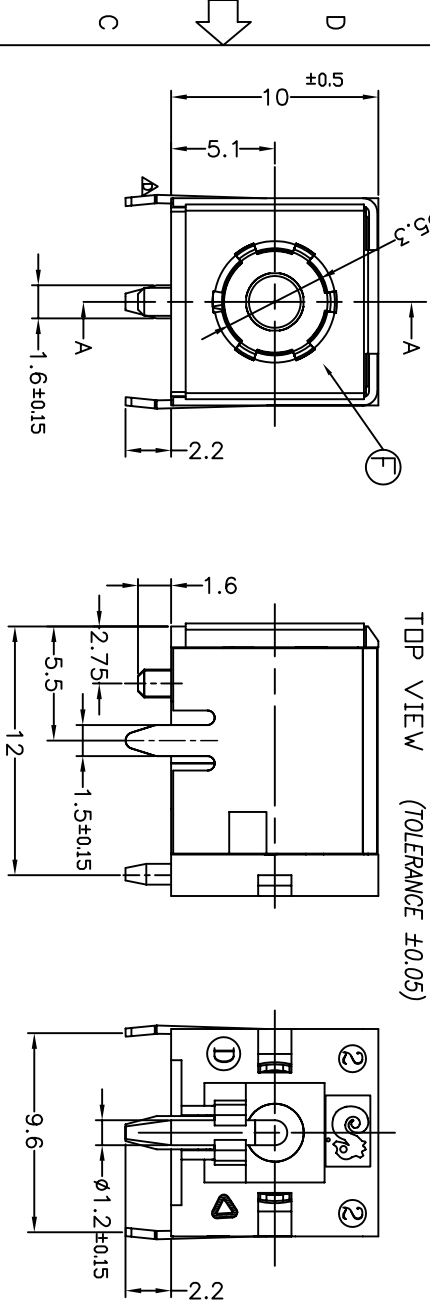
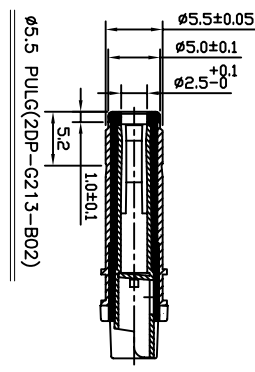
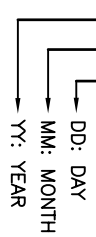


RECOMMENDED P.C.B LAYOUT
TOP VIEW (TOLERANCE ±0.05)



REV.	ECN NO OR DESCRIPTION	REVISED	DATE
E	ECN NO: S081005	BOYE	2008.11.24

- SPECIFICATIONS:
1. RATING: DC 20V 10A 44uF
 2. INSERTION FORCE: 3.0KG
 3. INSULATION RESISTANCE BETWEEN ANY ADJACENT TERMINALS SHALL NOT BE LESS THAN 100 MEGOHMS BY 500 VOLTS MEGGER
 4. JACK SHALL WITHSTAND 250 VOLTS BETWEEN ANY ADJACENT TERMINAL FOR ONE MINUTE.
 5. CONTACT RESISTANCE SHALL NOT EXCEED 30mΩ
 6. JACK SHALL WITHSTAND 5,000 CYCLES OF INSERTION AND WITHDRAWAL WITH TESTING PLUG AND CONTACT RESISTANCE SHALL NOT EXCEED 50mΩ
 7. MEASURING CONDITION:
TEMPERATURE: FROM 5°C TO 35°C.
RELATIVE HUMIDITY: FROM 40% TO 85%.
 8. ENVIRONMENTAL SPECIFICATIONS:
8.1 HUMIDITY TEST: HUMIDITY 90% TO 95% TEMPERATURE 40°C ±2°C FOR 96 HOURS.
 - 8.2 HEAT TEST: TEMPERATURE 70°C ± 2°C (HUMIDITY BELOW 50%) FOR 96 HOURS.
 - 8.3 COLD TEST: TEMPERATURE -40°C ± 2°C FOR 96 HOURS.
 9. MATING PLUG : SINGATRON'S P/N : 2DP-G213-B02(P.LUG SET)
 10. PACKING: TAPE & REEL
 11. PRINTED DATE CODE "YMMDD" ON TOP OF CONNECTOR.



NO	DESCRIPTION	QTY	MATERIAL	PLATING & COLOR
F	GROUND	1	SUS 304 0.15t	N/A
E	SHELL	1	SPCC-SD 0.4t	NI 60u" Min. (N4)
D	STOPPER	1	HIGH TEMP.THERMOPLASTIC USAW-0	BLACK
C	PIN	1	HBI59-1.5B	φ9 20u" Min.
B	SPRING	1	COPPER ALLOY 0.3t	Sn 60u" Min, Ni 60u" Min.
A	BODY	1	HIGH TEMP.THERMOPLASTIC USAW-0	BLACK

UNLESS OTHERWISE SPECIFIED TOLERANCES

DECIMALS: ANGLES:

X : ±0.5 X : ±2
 X.X : ±0.3 X.X : ±1'
 X.XX : ±0.2

TITLE	DC POWER JACK
DWN	BOE 2008.11.24 PART NO.2DC-G213-B10
CHKD	SCALE:4:1 UNIT: mm
APVD	SIZE: A3 SHEET: 1 OF 1 REV: E

Singatron Enterprise Co., Ltd.
信營企業股份有限公司

CUSTOMER COPY