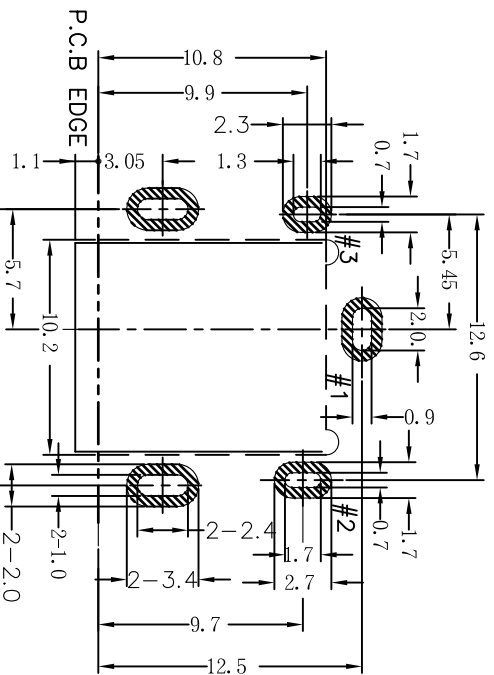
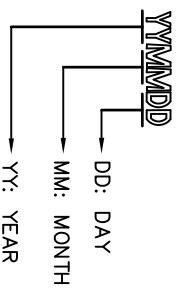


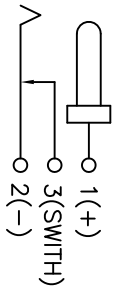
SPECIFICATIONS:

1. RATING: DC 20V 5.5A
2. INSERTION FORCE: 0.4Kg~3.0Kg
WITHDRAWAL FORCE: 0.4Kg~3.0Kg
3. INSULATION RESISTANCE BETWEEN ANY ADJACENT TERMINALS SHALL NOT BE LESS THAN 100 MEGOHMS BY 500 VOLTS MEGGER.
4. JACK SHALL WITHSTAND 500 VOLTS BETWEEN ANY ADJACENT TERMINAL FOR ONE MINUTE.
5. CONTACT RESISTANCE SHALL NOT EXCEED 0.03 OHMS.
6. JACK SHALL WITHSTAND 5,000 CYCLES OF INSERTION AND WITHDRAWAL WITH TESTING PLUG, AND CONTACT RESISTANCE SHALL NOT EXCEED 0.06 OHMS.
7. MEASURING CONDITION:
TEMPERATURE: FROM 5°C TO 35°C.
RELATIVE HUMIDITY: FROM 40% TO 85%.
8. TO CONFORM TO SINGAPORE HAZARDOUS SUBSTANCE FREE SPEC.
9. GREEN PRODUCT IDENTIFICATION MARK IN JACK: G.P. PASS
10. GREEN PRODUCT IDENTIFICATION LABEL IN PACKING: G.P. PASS
11. FOR LEAD-FREE PRODUCT
12. PACKING: TAPE&REEL
13. PRINTED DATE CODE "YMMDD" ON TOP OF CONNECTOR.



RECOMMENDED P.C.B LAYOUT
TOP VIEW (Tolerance:±0.05)

MATING PLUG $\phi 5.50$
(TOLERANCES:±0.05)



REV.	ECN NO OR DESCRIPTION	REVISED	DATE
A	PRODUCT RELEASE	EVEN	04/22/05
B	因客戶需求增加PIN腳2, 3變更電碼2, 3 ECN NO: C070173-1/4	enemy	12/10/07
C	C090064-2/2 CHANGE PIN HEAD FROM FULL R TO R	HAIHUA	8/4/09
D	ECN:C10345-4 MODIFY DIMENSION	Haijin	2012.01.04

NO	DESCRIPTION	QTY	MATERIAL	PLATING & COLOR
G	GROUND	1	SUS 0.1t	NICKEL PLATING
F	SHIELDING	1	SPCC 0.3t	SILVER PLATING
E	TERMINAL	1	COPPER ALLOY 0.3t	SILVER PLATING
D	CONTACT PIN	1	COPPER ALLOY	NICKEL PLATING
C	SHUNT	1	COPPER ALLOY 0.3t	SILVER PLATING
B	TIP SPRING	1	COPPER ALLOY 0.3t	SILVER PLATING
A	BODY	1	NYLON-10T+30% GF	BLACK COLOR

UNLESS OTHERWISE SPECIFIED TOLERANCES

Singatong Enterprise Co., Ltd.
信營企業股份有限公司

DECIMALS:		ANGLES:	
X	:±0.5	X	:±2°
K X	:±0.3	K X	:±1°
K XX	:±0.2		

TITLE	DC POWER JACK
DMW	DATE: 2012.01.04
CHKD	SCALE: 1:1 UNIT: mm
APVD	LTD. SHEET: 10F1

PART NO. 2DC-G328-C02
CUSTOMER COPY