

REV.	ECN NO OR DESCRIPTION	REVISED	DATE
A	PDR NO:1100114-2A	Tom	2010.03.11
B	ECN NO:5100732	Solder	2010.12.13

- SPECIFICATIONS:
- RATING: DC 20V 7A
  - INSERTION FORCE: 3.5 Kg Max  
WITHDRAWAL FORCE: 0.5Kg-3.5Kg
  - INSULATION RESISTANCE BETWEEN ANY ADJACENT TERMINALS SHALL NOT BE LESS THAN 100 MEGOHMS BY 500 VOLTS MEGGER.
  - JACK SHALL WITHSTAND 250 VOLTS BETWEEN ANY ADJACENT TERMINAL FOR ONE MINUTE.
  - CONTACT RESISTANCE SHALL NOT EXCEED 30mΩ
  - JACK SHALL WITHSTAND 5,000 CYCLES OF INSERTION AND WITHDRAWAL WITH TESTING PLUG AND CONTACT RESISTANCE SHALL NOT EXCEED 50mΩ
  - MEASURING CONDITION:  
TEMPERATURE: FROM 5°C TO 35°C  
RELATIVE HUMIDITY: FROM 40% TO 85%
  - ENVIRONMENTAL SPECIFICATIONS:  
8.1 HUMIDITY TEST: HUMIDITY 90% TO 95% TEMPERATURE 40°C ± 2°C FOR 96 HOURS.  
8.2 HEAT TEST: TEMPERATURE 70°C ± 2°C (HUMIDITY BELOW 50%) FOR 96 HOURS.  
8.3 COLD TEST: TEMPERATURE -40°C ± 2°C FOR 96 HOURS.

- SOLDERABILITY TEST: THE TERMINATION IS AT LEAST 95% COVERED BY A CONTINUOUS NEW SOLDER COATING.  
TEST CONDITION: DIP IN MOLTEN SOLDER FOR 5 Sec. AT 245±5°C (TERMINATION SHALL BE IMMersed IN FLUX BEFORE TEST)
- TO CONFORM TO SINGATRON HARDOUS SUBSTANCE FREE SPEC"
- HALOGEN FREE PRODUCT IDENTIFICATION MARK ON PRODUCT:
- HALOGEN FREE PRODUCT IDENTIFICATION LABEL ON PACKAGING:
- FOR HAND SOLDERING LEAD-FREE PROCESS.
- PRINTED DATE CODE "YYMMDD" ON TOP OF CONNECTOR.  
DD: DAY  
MM: MONTH  
YY: YEAR

NO	DESCRIPTION	QTY	MATERIAL	PLATING & COLOR
F	GROUND	1	STAINLESS 0.1t	N/A
E	SHIELDING	1	BRASS STRIP 0.2t	Ni 60u"Min.
D	PIN	1	HB159-1.5B Ø2.5	Ni 60u"Min.
C	TERMINAL	1	STAINLESS 0.3t	N/A
B	TIP SPRING	1	COPPER ALLOY 0.3t	Ag 20u" Min.
A	BODY	1	THERMOPLASTIC UL94V-0	BLACK

UNLESS OTHERWISE SPECIFIED TOLERANCES

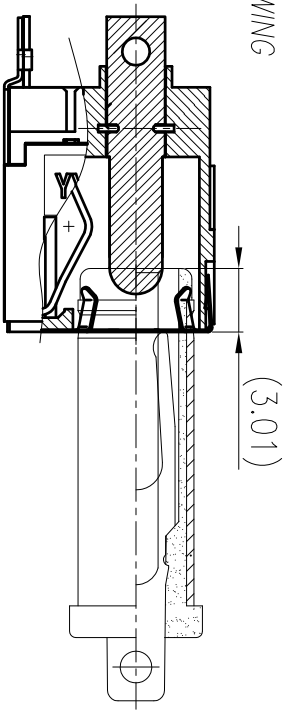
DECIMALS:	ANGLES:
X : ±0.5	X : ±2°
X.X : ±0.3	X.X : ±1'
X.XX : ±0.2	

TITLE	DC POWER JACK
DWN	Solder
CHKD	Lussen
APVD	Tony

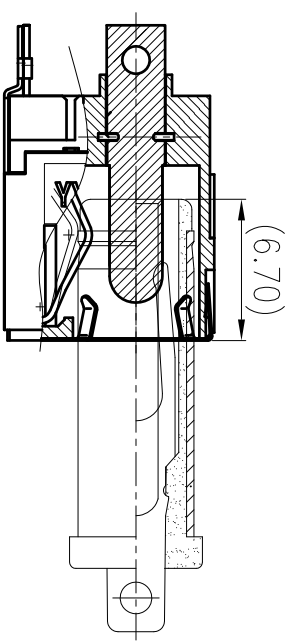
CUSTOMER COPY

REV.	ECN NO OR DESCRIPTION	REVISED	DATE
A	PDR NO:100114-2A	Tom	2010.03.11
B	ECN NO:S100732	Solder	2010.12.13

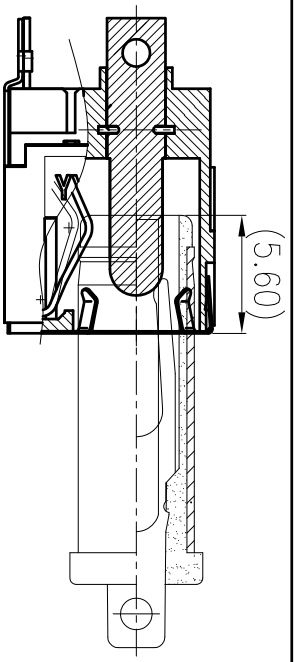
MATING DRAWING



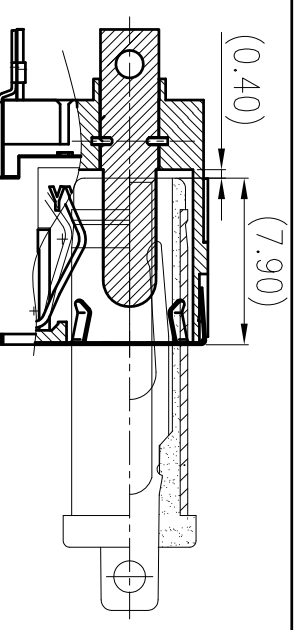
<1>WIPING DISTANCE FOR GROUND CONTACT



<3>WIPING DISTANCE FOR TIP



<2>WIPING DISTANCE FOR POWER CONTACT



<4>THE PLUG CAN INSERT THE CONNECTOR

NO	DESCRIPTION	QTY	MATERIAL	PLATING & COLOR
UNLESS OTHERWISE SPECIFIED TOLERANCES				
DECIMALS:	ANGLES:			
X :±0.5	X :±2°			
X.X :±0.3	X.X :±1'			
X.XX :±0.2				
TITLE	DC POWER JACK			
DWN	Soldier			
CHKD	Lussen			
APVD	Tony			
PART NO. 2DC-G756-B99				
SCALE:4:1 UNIT: mm				
SIZE: A3 SHEET:2 OF 2 REV:B				

CUSTOMER COPY