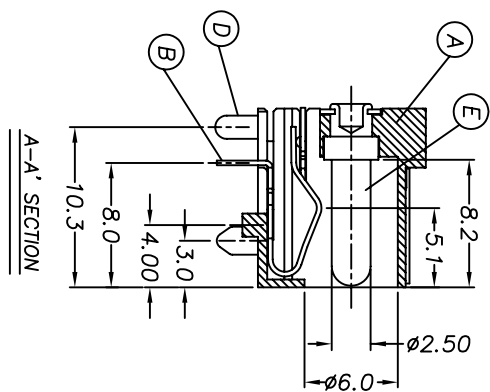
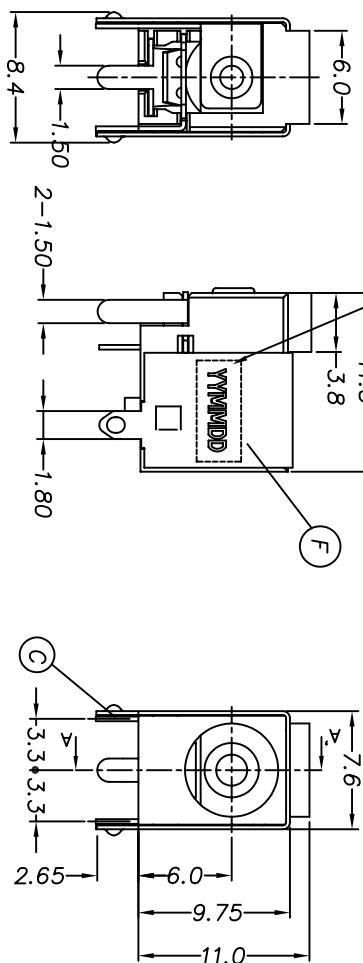
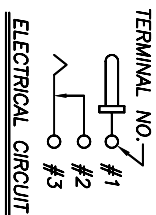
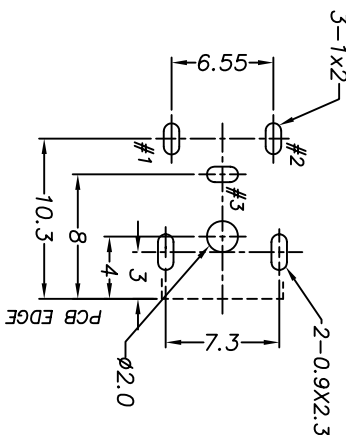


DATE CODE
 YY : Year (05)
 MM : Month (01~12)
 DD : Day (01~31)

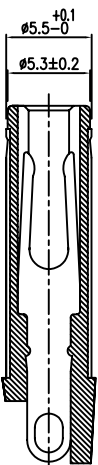


RECOMMENDED P.C.B LAYOUT
 (TOLERANCE: ±0.05)



SPECIFICATIONS:

1. RATING: DC 20V 5A
2. INSERTION FORCE: 0.4KG-3.0KG
3. WITHDRAWAL FORCE: 0.4KG-3.0KG
4. INSULATION RESISTANCE BETWEEN ANY ADJACENT TERMINALS SHALL NOT BE LESS THAN 100 MEGOHMS BY 500 VOLTS MEGGER.
5. JACK SHALL WITHSTAND 250 VOLTS BETWEEN ANY ADJACENT TERMINAL FOR ONE MINUTE.
6. CONTACT RESISTANCE SHALL NOT EXCEED 0.03 OHMS.
7. JACK SHALL WITHSTAND 5,000 CYCLES OF INSERTION AND WITHDRAWAL WITH TESTING PLUG, AND CONTACT RESISTANCE SHALL NOT EXCEED 0.1 OHMS.
8. MEASURING CONDITION: TEMPERATURE: FROM 5°C TO 35°C.
9. RELATIVE HUMIDITY: FROM 40% TO 85%
10. ENVIRONMENTAL SPECIFICATIONS: 8.1 HUMIDITY TEST: HUMIDITY 90% TO 95% TEMPERATURE 40°C ± 2°C FOR 96 HOURS.
- 8.2 HEAT TEST: TEMPERATURE 70°C ± 2°C (HUMIDITY BELOW 50%) FOR 96 HOURS.
- 8.3 COLD TEST: TEMPERATURE -40°C ± 2°C FOR 96 HOURS.
9. SOLDERABILITY TEST: THE TERMINATION IS AT LEAST 95% COVERED BY A CONTINUOUS NEW SOLDER COATING.
- TEST CONDITION: DIP IN MOLTEN SOLDER FOR 5 Sec. AT 245±5°C (TERMINATION SHALL BE IMMERSED IN FLUX BEFORE TEST)
10. TO CONFORM TO THE "SE-01-001" & "ROHS DIRECTIVE"
11. GREEN PRODUCT IDENTIFICATION MARK IN JACK:
12. GREEN PRODUCT IDENTIFICATION LABEL IN PACKING:
13. FOR LEAD-FREE PROCESS.
14. PACKING: TAPE & REEL



MATE PLUG

NO	DESCRIPTION	QTY	MATERIAL	PLATING & COLOR
F	SHIELDING	1	BRASS STRIP 0.25t	TIN PLATING(LEAD-FREE)
E	PIN	1	BRASS BAR	NICKEL PLATING
D	TERMINAL	1	BRASS STRIP 0.3t	SILVER PLATING
C	SHUNT TERMINAL	1	BRASS STRIP 0.3t	SILVER PLATING
B	TIP SPRING	1	COPPER ALLOY 0.3t	SILVER PLATING
A	BODY	1	HIGH TEMP. THERMOPLASTIC UL 94V-0	BLACK COLOR

UNLESS OTHERWISE SPECIFIED TOLERANCES

Singatron Enterprise Co., Ltd.
 信營企業股份有限公司

DECIMALS:	ANGLES:	TITLE
X : ±0.5	X : ±2°	DC POWER JACK
X.X : ±0.3	X.X : ±1°	
X.XX : ±0.2		

CHKD	DATE	SCALE	UNIT	REV
APVD	2005.10.27	A3	mm	1

CUSTOMER COPY