
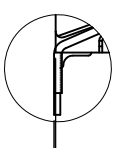
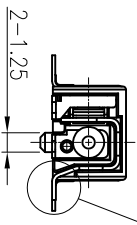
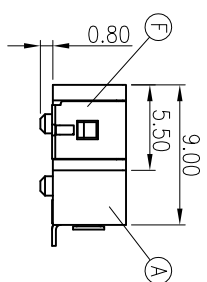
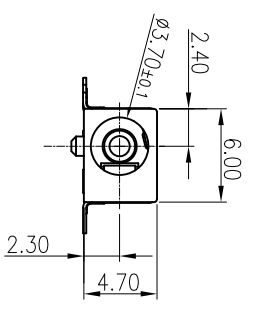


REV: A	ECN NO OR DESCRIPTION	REVISED	DATE
A	PRODUCT RELEASE	Kemrit	2014.06.13



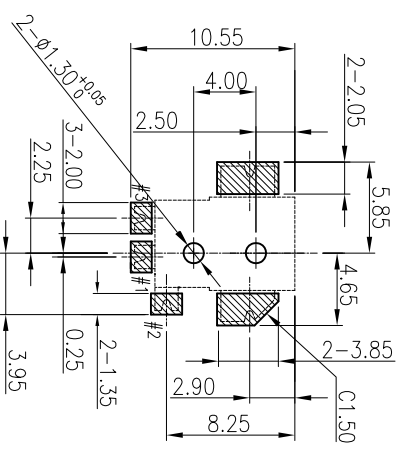
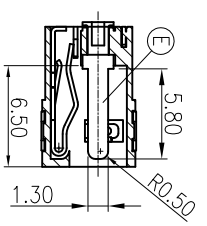
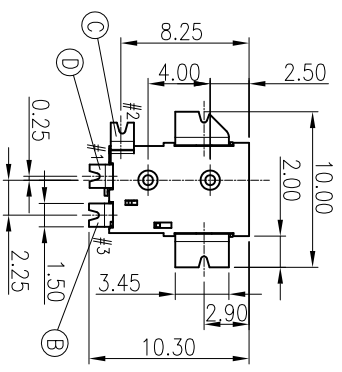
DATE CODE



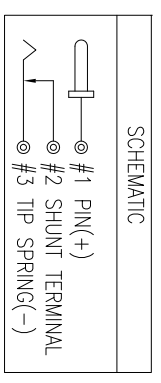
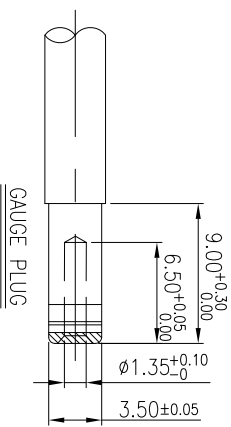
DETAIL "A"
SCALE 6:1

SPECIFICATIONS:

- ELECTRICAL CHARACTERISTICS:
 - RATING: DC 50V 2A
 - CONTACT RESISTANCE: $30m\Omega$ MAX.(INITIAL)
 - DIELECTRIC WITHSTANDING VOLTAGE: 500V AC FOR ONE MINUTE.
 - INSULATION RESISTANCE: $100M\Omega$ MIN. MEASURED BY 500 VDC
- MECHANICAL CHARACTERISTICS:
 - INSERTION FORCE : 0.3~2.0 KGF
 - WITHDRAWAL FORCE : 0.3~2.0 KGF
- LIFE TEST: 10,000 CYCLES MIN.
- OTHER GENERAL SPEC. TO REFER "DC POWER JACK SPEC."
- TO CONFORM TO SINGATRON HAZARDOUS SUBSTANCE FREE SPEC.
- HALOGEN FREE PRODUCT IDENTIFICATION MARK ON PRODUCT:
- HALOGEN FREE PRODUCT IDENTIFICATION LABEL ON PACKAGING:
- FOR REFLOW SOLDERING LEAD-FREE PROCESS.
- PACKAGING: TAPE & REEL.



RECOMMENDED P.C.B LAYOUT
PRINTED SIDE
(TOLERANCE: ± 0.05)



COPPER ALLOY

F	SHIELDING	1	COPPER ALLOY 0.2T	SILVER PLATING
E	PIN	1	BRASS BAR	NICKEL PLATING
D	TERMINAL	1	COPPER ALLOY 0.2T	SILVER PLATING
C	SHUNT TERMINAL	1	COPPER ALLOY 0.25	SILVER PLATING
B	TIP SPRING	1	COPPER ALLOY 0.25T	SILVER PLATING
A	BODY	1	HIGH TEMP. THERMOPLASTIC UL 94V-0	BLACK COLOR
NO	DESCRIPTION	QTY	MATERIAL	PLATING & COLOR
UNLESS OTHERWISE SPECIFIED TOLERANCES				
Singatron Enterprise Co., Ltd. 信晉企業股份有限公司				
TITLE: DC POWER JACK				
DWN	Kemrit 14/6/18	PART NO. 2DC-S050-H09F		
CHKD	Bmy 14/6/18	SCALE 3:1	UNIT: mm	
APVD	14/6/18	SIZE: A3	SHEET: 10F1	REV: A

DECIMALS:	ANGLES:		
X : ± 0.5	X : $\pm 2^\circ$		
X.X : ± 0.3	X.X : $\pm 1^\circ$		
X.XX : ± 0.2			

CUSTOMER COPY