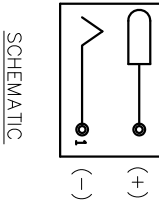
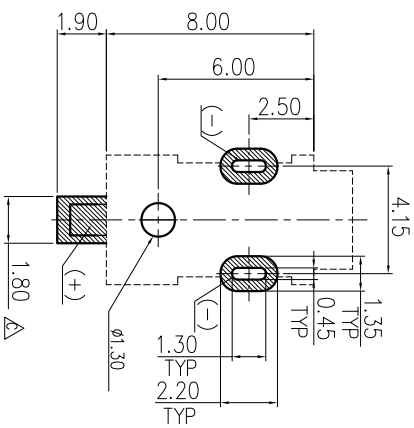
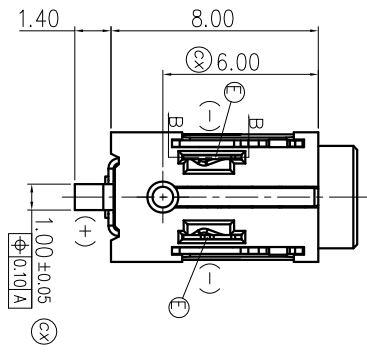


PLUG P/N: ZDP-S262-250
 REF: DML17) OUTSIDE DIAMETER Ø2.50



SPECIFICATIONS:

- ELECTRICAL CHARACTERISTICS:
 - RATING: 20V, 3A Min.
 - CONTACT RESISTANCE: 30 MILLIOMS Max. FOR INITIAL, 50 MILLIOMS Max. AFTER 5000 CYCLES.
 - INSULATION RESISTANCE: 100 MEGAOHMS Min. BY 500V DC AFTER 1 MINUTE.
 - DIELECTRIC WITHSTANDING VOLTAGE: 500V RMS AFTER 1 MINUTE.
- MECHANICAL CHARACTERISTICS:
 - INSERTION FORCE: 0.3~3.0 KGf
 - WITHDRAWAL FORCE: 0.3~3.0KGf
- LIFE TEST: 5,000 CYCLES MIN.
- OTHER GENERAL SPEC. TO REFER "ZDC-S262 SERIES SPEC".
- TO CONFORM TO SINGATRON HAZARDOUS SUBSTANCE FREE SPEC.
- HALOGEN FREE PRODUCT IDENTIFICATION MARK ON PRODUCT: (C)
- HALOGEN FREE PRODUCT IDENTIFICATION LABEL ON PACKAGING: (C)
- REFLOW SOLDERING LEAD-FREE PROCESS.
- REPRESENT CRITICAL DIMENSIONS.
- REPRESENT CPK DIMENSIONS.
- PACKAGING: TAP&REEL
- PRINTED DATE CODE "YMD" ON TOP OF CONNECTOR.
- DATE CODE: D: DAY(1~9); A~V Represent 10~31(12)
 M: MONTH(1~9); A~C Represent 10~12
 Y: YEAR(0~9 Represent 00~09); A~Z Represent 10~35)

C	SHELL	1	COPPER ALLOY,0.2T	NI PLATED
F	SPRING B	1	STAINLESS,0.15T	N/A
E	SPRING A	1	STAINLESS,0.15T	N/A
D	PIV	1	BRASS BAR,Ø0.70	SILVER PLATED
C	TERMINAL	1	COPPER ALLOY,0.20T	SILVER PLATED
B	TIP SPRING	1	COPPER ALLOY,0.25T	SILVER PLATED
A	BODY	1	THERMO PLASTIC,UL94V-0	BLACK
NO DESCRIPTION		QTY	MATERIAL	
UNLESS OTHERWISE SPECIFIED TOLERANCES		PLATING & COLOR		
DECIMALS:		ANGLES:	TITLE	
X	:±0.5	X	:±2°	DC POWER JACK
X.X	:±0.3	X.X	:±1°	
X.XX	:±0.2			
DMW		Docment 13/23/27	PART NO. ZDC-S262-JE1F	
CHKD		Zdc 13/23/27	SCALE 4:1	UNIT: mm
APVD		Usoo 13/23/27	SIZE: A3	SHEET:1 OF 1 REV: D

Singatron Enterprise Co., Ltd.
 信登企業股份有限公司

CUSTOMER COPY