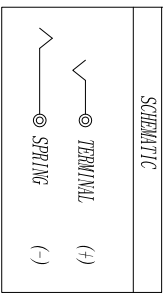
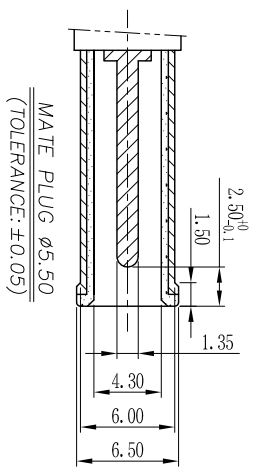
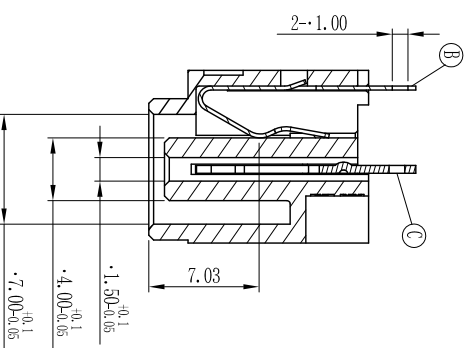
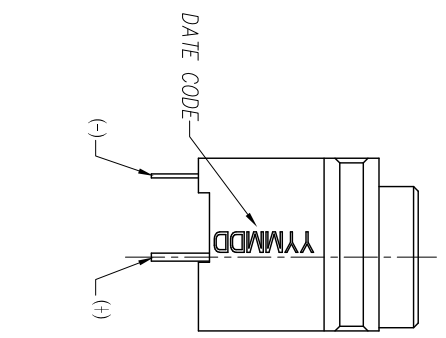
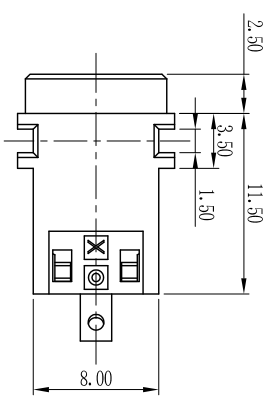
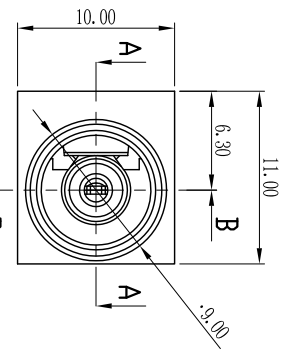
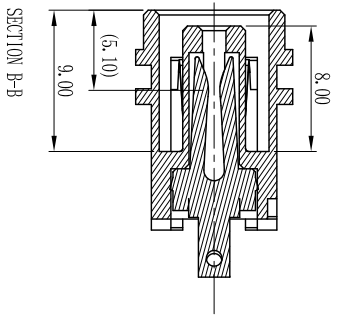
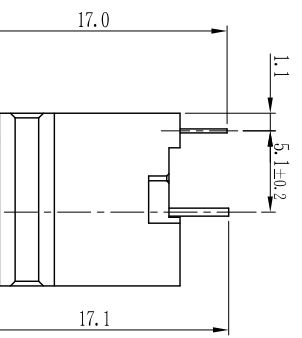
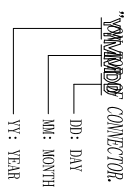


REV.	ECN NO OR DESCRIPTION	REVISED	DATE
A	PRODUCT RELEASE	BILL	2010.06.28
B	PRODUCT RELEASE FOR NO. C101020-1A (GREEN) \Rightarrow	Fan Luo	2010.11.12



- SPECIFICATIONS:**
- ELECTRICAL CHARACTERISTICS:**
 - 1-1. RATING: 20V 2A
 - 1-2. CONTACT RESISTANCE: 30m MAX (INITIAL)
 - 1-3. DIELECTRIC WITHSTANDING VOLTAGE: 500V AC FOR ONE MINUTE.
 - 1-4. INSULATION RESISTANCE: 100M MIN. MEASURED BY 500 VDC
 - MECHANICAL CHARACTERISTICS:**
 - 2-1. INSERTION FORCE : 0.4 3.0 KGF
 - 2-2. WITHDRAWAL FORCE : 0.4 3.0 KGF
 - LIFE TEST:** 5,000 CYCLES MIN.
 - TO CONFORM TO SINGATRON HAZARDOUS SUBSTANCE FREE SPEC.**
 - HALOGEN FREE PRODUCT IDENTIFICATION MARK ON PRODUCT:**
 - HALOGEN FREE PRODUCT IDENTIFICATION LABEL ON PACKAGING:**
 - FOR HAND SOLDERING LEAD-FREE PROCESS.**
 - PRINTED DATE CODE****



**YMMDD CONNECTOR

NO	DESCRIPTION	QTY	MATERIAL
C	TERMINAL	1	COPPER ALLOY 0.5T
B	TIP SPRING	1	COPPER ALLOY 0.25T
A	BODY	1	THERMOPLASTIC
UNLESS OTHERWISE SPECIFIED TOLERANCES			

SECTION A-A

DECIMALS:	ANGLES:
X : ±0.5	X : ±2°
K.X : ±0.3	K.X : ±1'
K.XX : ±0.2	

Singatron Enterprise Co., Ltd.	
DC POWER JACK	
DWG NO.	20C2001-001111
SCALE	3:1
UNIT	mm
SHEET	1 OF 1
REV.	B

CUSTOMER COPY