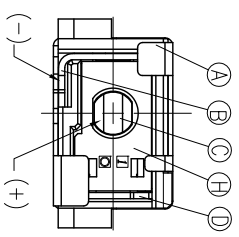
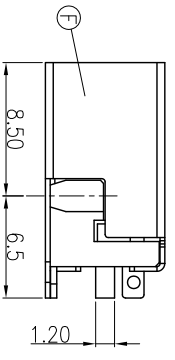
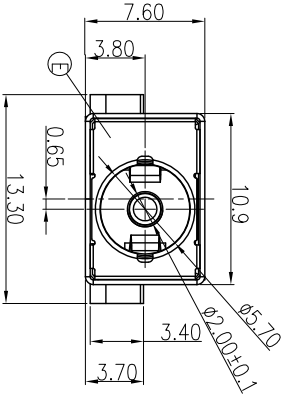
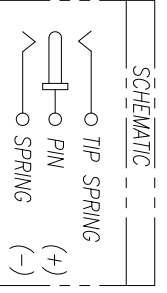
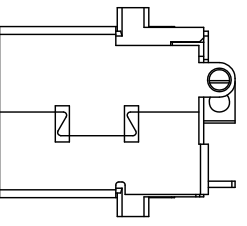
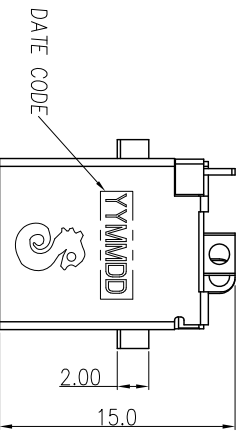


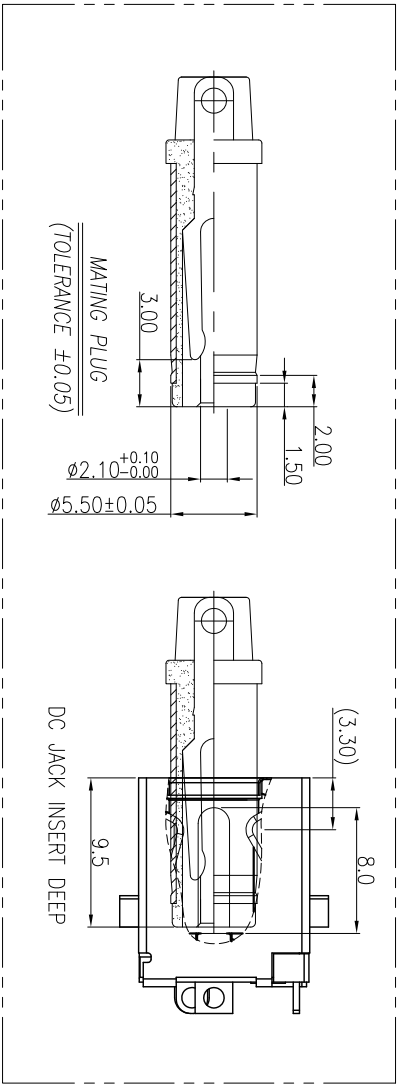
REV.	ECN NO.	OR DESCRIPTION	REVISED	DATE
A		PRODUCT RELEASE	Hogen.Hu	2011.10.26



Bottom View direction

DC JACK Bottom View

- SPECIFICATIONS:
- ELECTRICAL CHARACTERISTICS:
    - RATING: 20V 7A
    - CONTACT RESISTANCE: 30mΩ MAX (INITIAL)
    - DIELECTRIC WITHSTANDING VOLTAGE: 500V AC FOR ONE MINUTE.
    - INSULATION RESISTANCE: 100MΩ MIN. MEASURED BY 500 VDC.
  - MECHANICAL CHARACTERISTICS:
    - INSERTION FORCE : 3.0KGF MAX
    - WITHDRAWAL FORCE : 0.4~3.0 KGF
  - LIFE TEST: 5,000 CYCLES MIN.
  - OTHER GENERAL SPEC. TO REFER "2DC2022-002111F SPEC".
  - TO CONFORM TO SINGATRON HAZARDOUS SUBSTANCE FREE SPEC.
  - HALOGEN FREE PRODUCT IDENTIFICATION MARK ON PRODUCT: ©
  - HALOGEN FREE PRODUCT IDENTIFICATION LABEL ON PACKAGING.
  - FOR HAND SOLDERING LEAD-FREE PROCESS.
  - PACKAGING: PE BAG



MATING PLUG  
(TOLERANCE ±0.05)

DC JACK INSERT DEEP

H	COVER	1	THERMOPLASTIC UL 94V-0	Black
G	STOPPER	1	THERMOPLASTIC UL 94V-0	Black
F	SHELL	1	SPCC	NICKEL-PLATED
E	GROUND	1	STAINLESS	N/A
D	TIP SPRING	1	COPPER ALLOY	GOLD FLASH AT CONTACT AREA
C	PIN	1	BRASS	GOLD FLASH
B	SPRING	1	COPPER ALLOY	GOLD FLASH AT CONTACT AREA
A	HOUSING	1	THERMOPLASTIC UL 94V-0	Black
NO	DESCRIPTION	QTY	MATERIAL	PLATING & COLOR

UNLESS OTHERWISE SPECIFIED TOLERANCES

DECIMALS: ANGLES:

X : ±0.5 X : ±2°  
 X.X : ±0.3 X.X : ±1'  
 X.XX : ±0.2

**信音企業股份有限公司**  
 Singatron Enterprise Co., Ltd.

**DC POWER JACK**

PART NO. 2DC2022-002111F

SCALE 3:1 UNIT: mm

SIZE: A3 SHEET: 1 OF 1 REV: A

CUSTOMER COPY