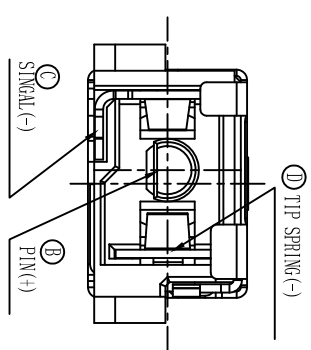
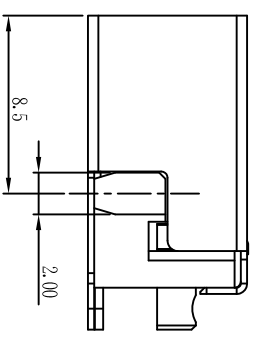
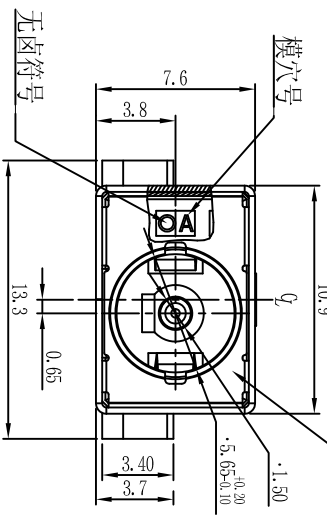
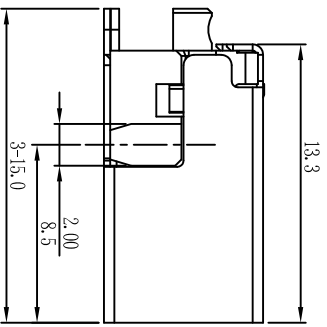
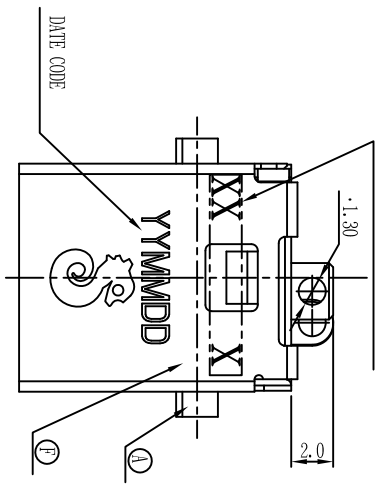
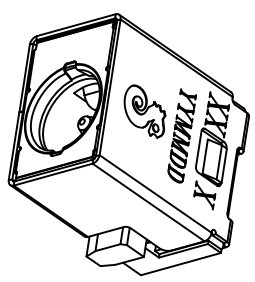


REV.	ECH. NO OR DESCRIPTION	REVISED	DATE
A	PDR No. T100903 10A/B/C/D	Solder	2011.01.19



- POWER MARK (SEE TABLE "1")
- SPECIFICATIONS:
- ELECTRICAL CHARACTERISTICS:
 - RATING: 20V 7A
 - SIGNAL(-) CONTACT RESISTANCE: 10m MAX. (INITIAL) Ω
 - CONTACT RESISTANCE: 10m MAX. (INITIAL) Ω
 - PIN(+) CONTACT RESISTANCE: 10m MAX. (INITIAL) Ω
 - DIELECTRIC WITHSTANDING VOLTAGE: 500V AC FOR ONE MINUTE.
 - INSULATION RESISTANCE: 100M MIN. MEASURED BY 500 VDC
 - MECHANICAL CHARACTERISTICS (INITIAL):
 - INSERTION FORCE: 1.0-3.0 KGF
 - WITHDRAWAL FORCE: 0.7KGF MIN.
 - LIFE TEST: 5,000 CYCLES MIN.
 - OTHER GENERAL SPEC. TO REFER "20C3023-0001X4F SERIES SPEC."
 - TO CONFORM TO SINGATRON HAZARDOUS SUBSTANCE FREE SPEC.
 - HALOGEN FREE PRODUCT IDENTIFICATION MARK ON PRODUCT;
 - HALOGEN FREE PRODUCT IDENTIFICATION LABEL ON PACKAGING;
 - FOR HAND SOLDERING LEAD-FREE PROCESS

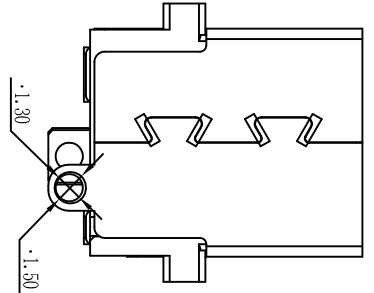
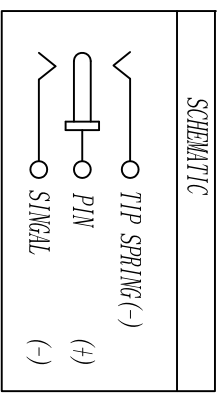


TABLE "1"

PART NO.	HOUSING COLOR	POWER MARK
20C3023-000114F	BLACK	N/A
20C3023-000154F	YELLOW (123C)	65W
20C3023-000164F	BLUE (238C)	90W
20C3023-000124F	GREEN (383C)	120W

NO	DESCRIPTION	QTY	MATERIAL	PLATING & COLOR
F	SHELL	1	SPCC-SD 0.3t	Ni 60u" Min., Over Cu 80u" Min.
E	GROUND	1	STAINLESS 0.1t	N/A
D	TIP SPRING(-)	1	STAINLESS 0.4t	N/A
C	SIGNAL(-)	1	COPPER ALLOY 0.4t	Gold Flash on Contact Area, Sp. 120u" Min. on Solder Area, ML over Ni 50u" Min.
B	PIN	1	BRASS	Gold Flash Over Ni 50u" Min.
A	BODY	1	HIGH TEMP. THERMOPLASTIC, UL 94V-0	SEE TABLE "1"

DECIMALS:	ANGLES:
X: ± 0.5	X: $\pm 2^\circ$
K.X: ± 0.3	K.X: $\pm 1^\circ$
K.XX: ± 0.2	

TITLE	DC POWER JACK
DRAWN	Solder
CHECKED	Tom
APPROVED	Tom

UNLESS OTHERWISE SPECIFIED TOLERANCES

Singatron Enterprise Co., Ltd.
信音企業股份有限公司

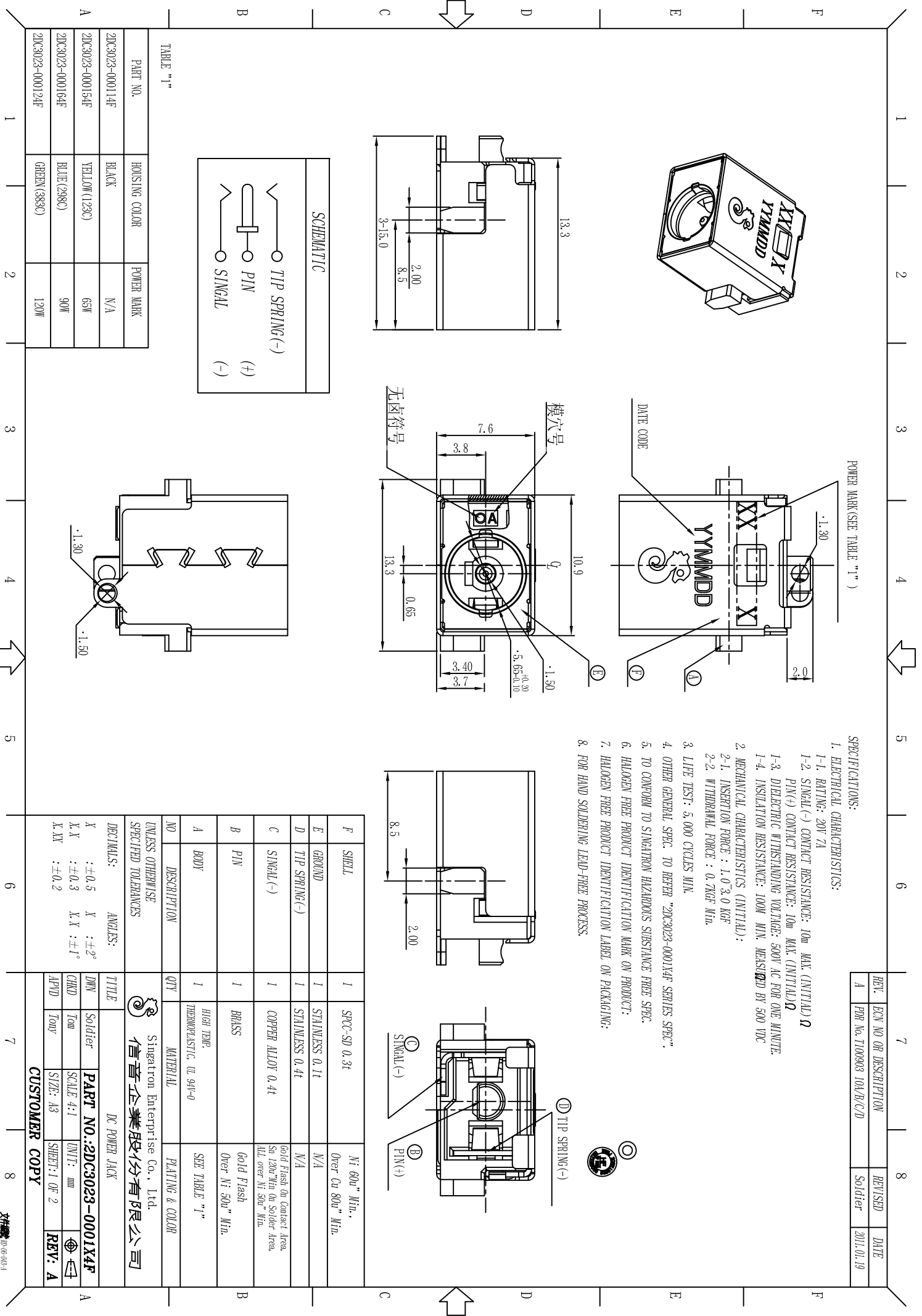
PART NO.: 20C3023-0001X4F

SCALE: 4:1

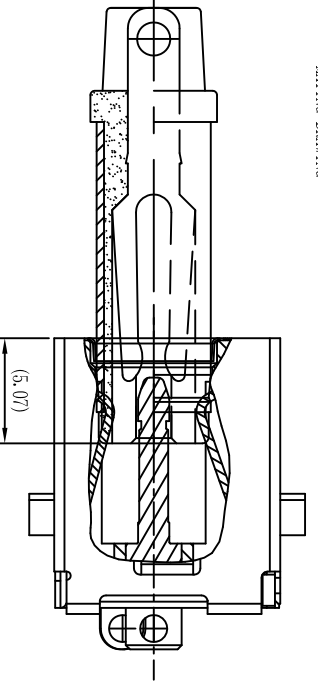
SHEET: 1 OF 2

REV: A

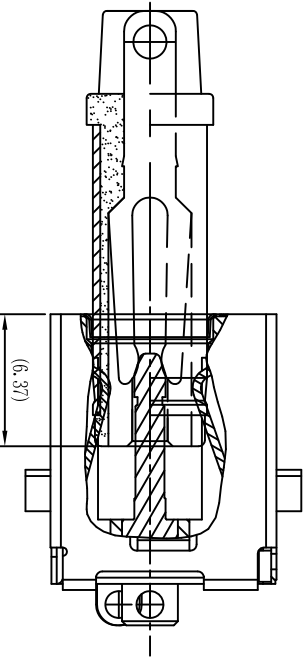
CUSTOMER COPY



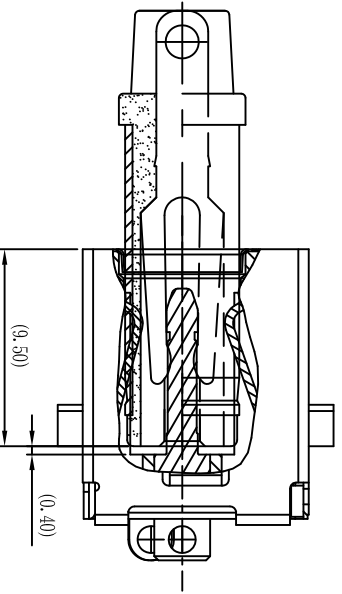
MATING DRAWING



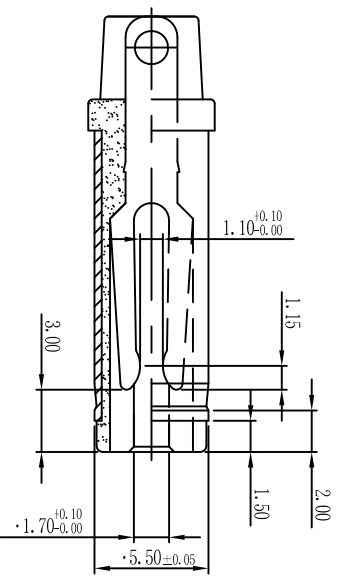
<1.>MIPING DISTANCE FOR SIGNAL(-) & TIP SPRING(-) CONTACT



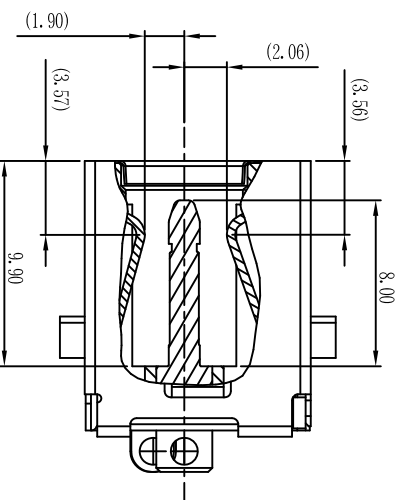
<2.>MIPING DISTANCE FOR POWER CONTACT



<3.>THE PLUG CAN INSERT THE CONNECTOR



MATING PLUG
(TOLERANCE ±0.05)



DC JACK

REV:	ECN NO OR DESCRIPTION	REVISED	DATE
A	PDR No. T100903 10A/B/C/D	Soldier	2011.01.19

NO	DESCRIPTION	QTY	MATERIAL	PLATING & COLOR
	UNLESS OTHERWISE SPECIFIED TOLERANCES		Singatron Enterprise Co., Ltd. 信晉企業股份有限公司	
DECIMALS:	ANGLES:	TITLE		
X : ±0.5	X : ±2°	DC POWER JACK		
X.X : ±0.3	X.X : ±1°	DMW	Soldier	PART NO.:2DC9023-0001X4F
X.XX : ±0.2		CHRD	Tom	SCALE 4:1
		APVD	Tom	DWT: mm
				SIZE: A3
				SHEET: 2 OF 2
				REV: A

CUSTOMER COPY