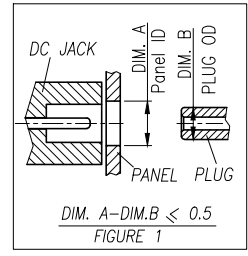
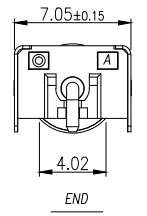
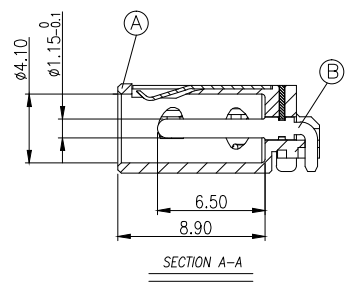
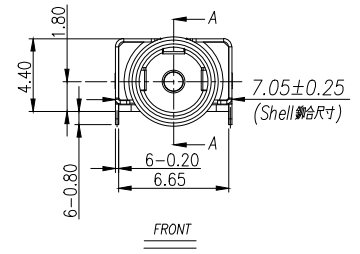
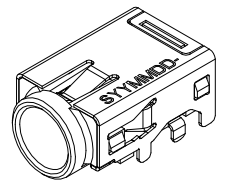


1 2 3 4 5 6 7 8

REV.	ECN NO OR DESCRIPTION	Requested	REVISED	DATE
A	PDR NO:T120924-3A	SINGATRON-Yang	Yang	2013.03.11
B	ECN NO:S131165	SINGATRON-SEAN	SEAN	2014.07.02

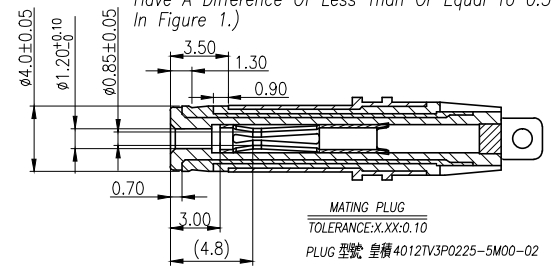
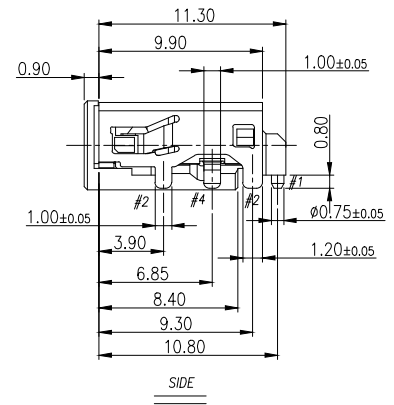
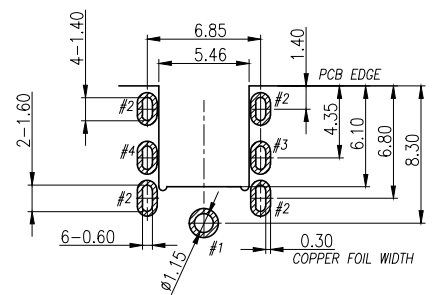


SPECIFICATIONS:

- Electrical Spec:
 - Rated Current: 5A
 - Rated Voltage: 20V
 - Insulation Resistance: 100MΩ MIN. After By 500 VDC for 1 minute
 - Dielectric Withstanding Voltage: 500V AC for 1 minute.
 - Contact Resistance: 30mΩ Max.
- Mechanical Spec:
 - Insertion Force: 1.0~2.5 kg.(Initial) 0.8~2.3 kg.(After Life Test)
 - Withdrawal Force : 0.8~2.0kg.(Initial) 0.6~2.0kg.(After Life Test)
- Weight: 567 m Gram.
- Life Test(Insertion/Withdrawal): 5,000 Cycles Min.
- To Conform To SINGATRON Hazardous Substance Free Spec.
- Halogen Free Product Identification Mark On Jack:
- Halogen Free Product Identification Label On Packaging
- For Reflow Soldering Lead-Free Process.
- Printed Date Code "SYMMDD" on top of connector.

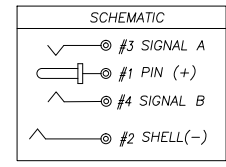
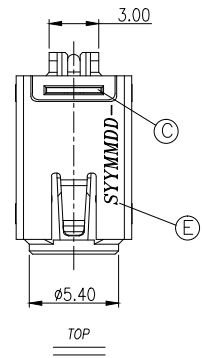
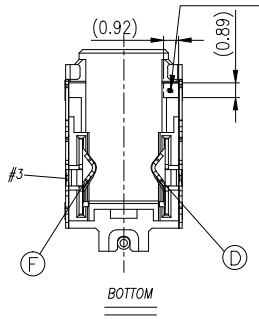


- Temperature Rise Can't Exceed 30°C.
- The Panel's ID Must Be Greater Than The Plug's OD Which Must Have A Difference Of Less Than Or Equal To 0.5 mm.(As Shown In Figure 1.)



RECOMMEND P.C.B LAYOUT
TOP VIEW (TOLERANCES:±0.05)

Function test mark : visible
Ø0.4MAX,Depth 0.6MAX



ITEM	DESCRIPTION	QTY	MATERIAL/THICK(mm)	FINISH
F	SIGNAL A	1	YCUT-FX 0.20T	Ni 60u"
E	SHELL	1	C5210 0.20T	Ni 60u"
D	SIGNAL B	1	YCUT-FX 0.20T	Ni 60u"
C	TERMINAL	1	SUS304 0.30T	N/A
B	PIN	1	HB159	GOLD FLASH OVER Ni 50u"
A	BODY	1	PA6T +30%GF UL 94V-0	BLACK

UNLESS OTHERWISE SPECIFIED TOLERANCES		SINGATRON Enterprise Co., Ltd. 信音企業股份有限公司	
DECIMALS:	ANGLES:	TITLE DC POWER JACK	
X :±0.5	X :±2°	DWN	SEAN PART NO. 2DC3064-006111F
X.X :±0.3	X.X :±1°	CHKD	GERRY SCALE 4:1 UNIT: mm
X.XX :±0.2		APVD	MAX SIZE: A3 SHEET:1 OF 1 REV:B
CUSTOMER COPY			

1 2 3 4 5 6 7 8