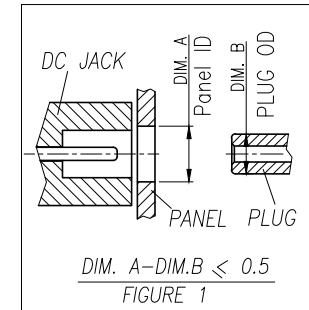
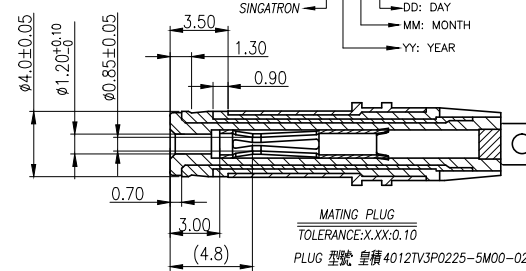
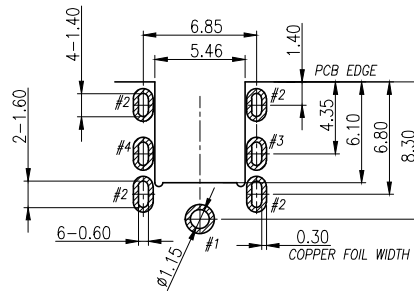
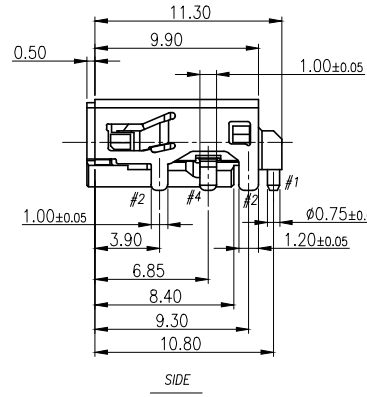
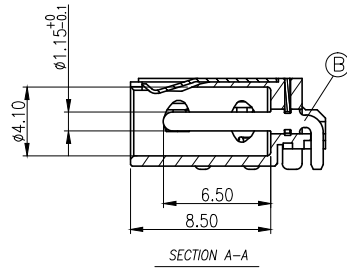
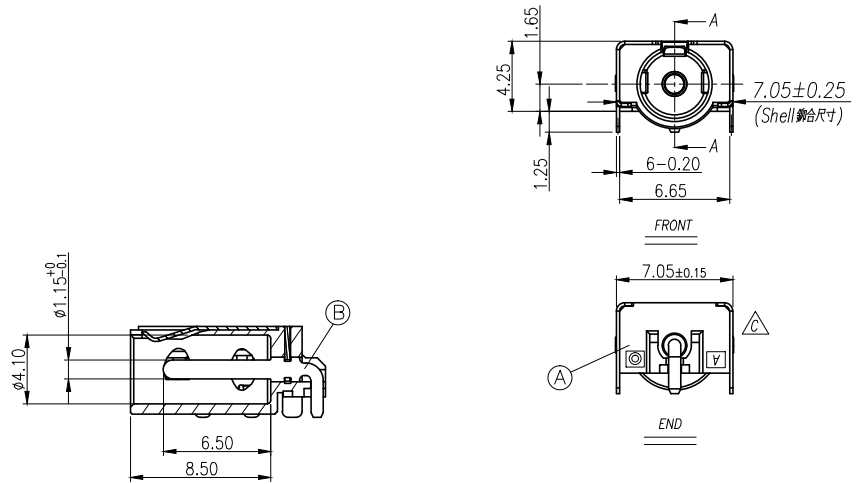


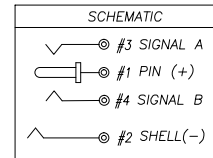
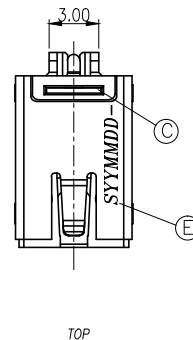
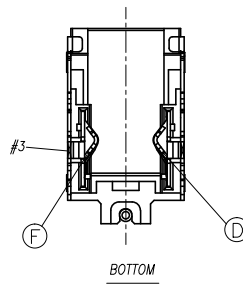
REV.	ECN NO OR DESCRIPTION	Requested	REVISED	DATE
A	PDR NO.T121109-2A	SINGATRON-Yang	Yang	2013.07.05
B	ECN NO.:S131165	SINGATRON-SEAN	SEAN	2014.07.02
C	ECN NO.:S160315-M	SINGATRON-YUREN	YUREN	2016.5.24

SPECIFICATIONS:

- Electrical Spec:
 - Rated Current: 5A
 - Rated Voltage: 20V
 - Insulation Resistance: 100MΩ MIN. After By 500V DC for 1 minute
 - Dielectric Withstanding Voltage: 500V AC for 1 minute.
 - Contact Resistance: 30mΩ Max.
- Mechanical Spec:
 - Insertion Force: 1.0~2.5 kg.(Initial) 0.8~2.3 kg.(After Life Test)
 - Withdrawal Force : 0.8~2.0kg.(Initial) 0.6~2.0kg(After Life Test)
- Temperature Rise Can't Exceed 30°
- Weight: 565m Gram.
- Life Test(Insertion/Withdrawal): 5,000 Cycles Min.
- To Conform To SINGATRON Hazardous Substance Free Spec.
- Halogen Free Product Identification Mark On Jack: (C)
- Halogen Free Product Identification Label On Packaging: (C)
- For Reflow Soldering Lead-Free Process.
- The PANEL'S ID Must Be Greater Than The PLUG'S OD Which Must Have A Difference Of Less Than Or Equal To 0.5 mm.(As Shown In Figure 1.)
- Printed Date Code "SYMMDD" on top of connector.



RECOMMEND P.C.B LAYOUT
(TOLERANCES: ±0.05)



ITEM	DESCRIPTION	QTY	MATERIAL/THICK(mm)	FINISH
F	SIGNAL A	1	YCUT-FX 0.20T	GOLD FLASH OVER Ni 50u"
E	SHELL	1	C5210 0.20T	Au 1u" ON SOLDER TAIL OVER Ni 50u"
D	SIGNAL B	1	YCUT-FX 0.20T	GOLD FLASH OVER Ni 50u"
C	TERMINAL	1	SUS304 0.30T	N/A
B	PIN	1	HB159	GOLD FLASH OVER Ni 50u"
A	BODY	1	PA6T +30%GF UL 94V-0	BLACK

UNLESS OTHERWISE SPECIFIED TOLERANCES		SINGATRON Enterprise Co., Ltd. 信音企業股份有限公司	
DECIMALS:	ANGLES:	TITLE: DC POWER JACK	
X : ±0.5	X : ±2°	DWN	YUREN PART NO. 2DC3064-010111F
X.X : ±0.3	X.X : ±1°	CHKD	CERRY SCALE 4:1 UNIT: mm
X.XX : ±0.2		APVD	LIAO SIZE: A3 SHEET: 1 OF 1 REV: C
CUSTOMER COPY			