REV.	ECN NO OR DESCRIPTION	REVISED	DATE
B	ECN NO. S150815-C	YUREN	2015.09.10
C	ECN NO. S150943-E	YUREN	2015.12.01
D	ECN NO. S160164-C △D	YUREN	2016.04.06

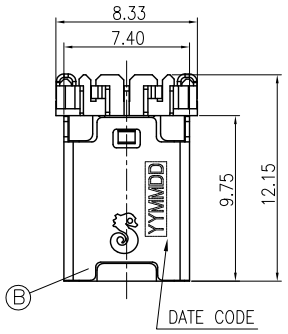

SCHEMATIC

- #1#2 SPRING(+)
- #5 SIGNAL
- #3#4 SPRING(−)
- #6#7#8#9 SHELL(−)

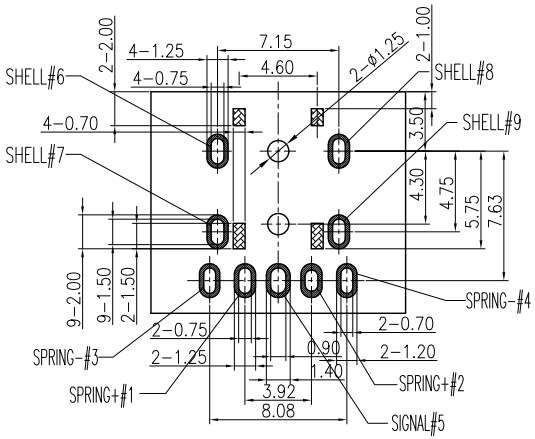

RECOMMENDED PCB LAYOUT
COMPONENT SIDE
(TOLERANCE: ±0.05)

SPECIFICATIONS:

1. ELECTRICAL CHARACTERISTICS:
   1−1. RATING: 20V 7A△
   1−2. CONTACT RESISTANCE: 30mΩ MAX.
   1−3. DIELECTRIC WITHSTANDING VOLTAGE: 500V AC FOR ONE MINUTE.
   1−4. INSULATION RESISTANCE: 100MΩ MIN. MEASURED BY 500 VDC
2. MECHANICAL CHARACTERISTICS:
   2−1. INSERTION FORCE: 2.0Kgf MAX(INITIAL) 2.0Kgf MAX(AT 500 TIMES). 3.0 Kgf MAX(AT 5000 TIMES).
   2−2. WITHDRAWAL FORCE: 1.0~2.0Kgf(INITIAL).0.7~2.0Kgf(AT 500 TIMES) 0.3~3.0Kgf(AT 5000 TIMES).
3. LIFE TEST: 5,000 CYCLES.
4. TO CONFORM TO SINGATRON HAZARDOUS SUBSTANCE FREE SPEC.
5. HALOGEN FREE PRODUCT IDENTIFICATION MARK ON JACK: ◎
6. HALOGEN FREE PRODUCT IDENTIFICATION LABEL ON PACKAGING:
7. FOR HAND SOLDERING LEAD−FREE PROCESS.
8. PRINTED DATE CODE"YYMMDD".
   - DD: DAY
   - MM: MONTH
   - YY: YEAR
9. THE PANEL'S ID MUST BE GREATER THAN THE PLUG'S OD WHICH MUST HAVE A DIFFERENCE OF LESS THAN OR EQUAL TO 0.5 mm.(AS SHOWN IN FIGURE 1.)

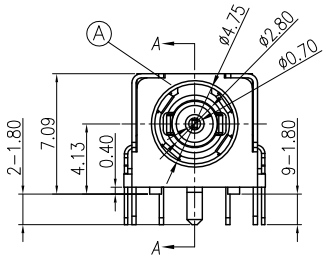

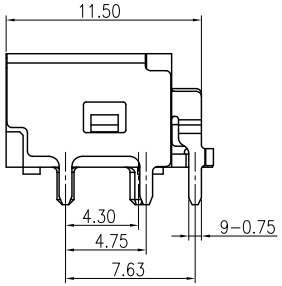

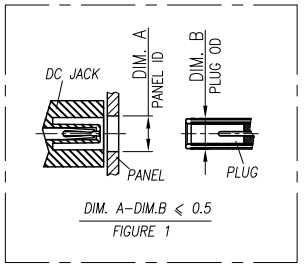

FIGURE 1

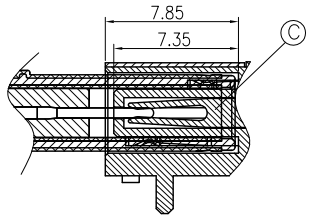

SECTION A−A
PLUG IN

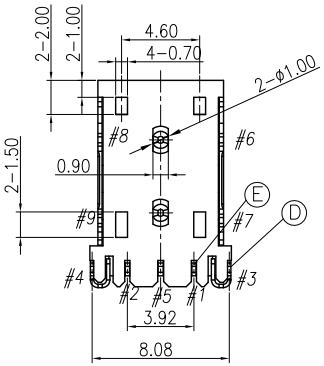

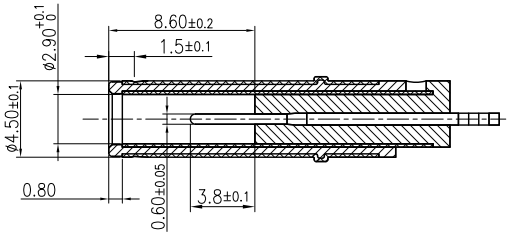

MATING PLUG
PLUG 型號 皇積 45P06CV230−1A00−01

NO	DESCRIPTION	QTY	MATERIAL	PLATING & COLOR
E	SPRING(+)	1	COPPER ALLOY 0.20T	Gold Flash On Contact Area. Matte Sn120u"Min On Solder Tail. All Over Ni 50u"Min.
D	SPRING(−)	1	COPPER ALLOY 0.25T	
C	SIGNAL	1	COPPER ALLOY 0.30T	
B	SHELL	1	STAINLESS STEEL 0.25T	Ni 50u"Min.
A	BODY	1	HIGH TEMP.THERMOPLASTIC (HALOGEN FREE)UL 94V−0	BLACK

UNLESS OTHERWISE SPECIFED TOLERANCES

Singatron Enterprise Co., Ltd.
信音企業股份有限公司

DECIMALS: X :±0.5 X.X :±0.3 X.XX :±0.2

ANGLES: X :±2° X.X :±1°

TITLE	DC POWER JACK		
DWN	YUREN	PART NO. 2DC3122−002112F	
CHKD	CERRY	SCALE 4:1	UNIT: mm
APVD	LIAO	SIZE: A3	SHEET:1 OF 1 REV:D

CUSTOMER COPY

文件編號 RD−06−043−A