

1 2 3 4 5 6 7 8

F

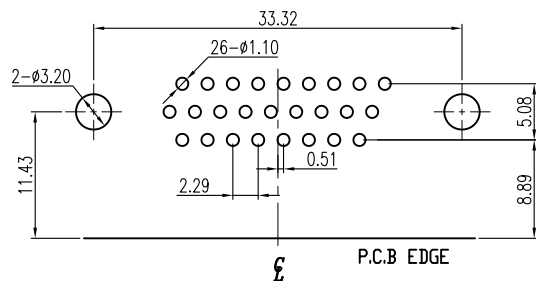
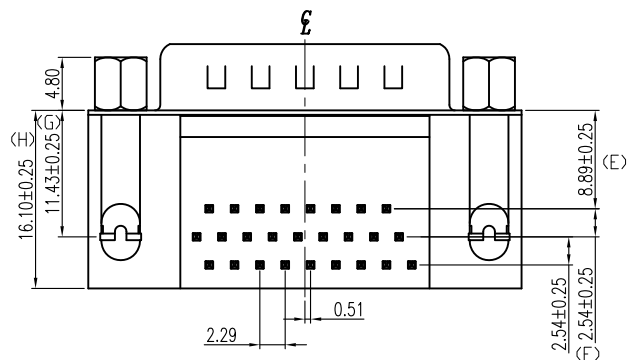
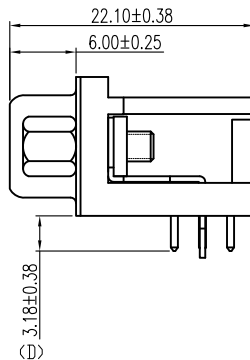
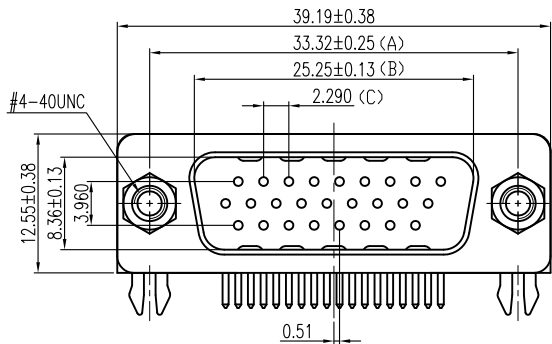
E

D

C

B

A



RECOMMENDED P.C.B LAYOUT  
INSPECTION DIMENSION:(A)~(H)

SPECIFICATIONS

1. D-SUB
- 1.1 Voltage: 250 VAC(RMS) Max.
- 1.2 Current Rating: 3 Ampere per Contact
- 1.3 Contact Resistance: 25 Milliohms Max.
- 1.4 Insulation Resistance: 5000 Megohms Min.
- 1.5 Dielectric Withstanding Voltage: 1000 VAC(RMS)
- 1.6 Total Mating Force: 9.7 Kgf Max.
- 1.7 Total Unmating Force: 1.4 Kgf Min.
- 1.8 Operating Temperature: -55°C to +85°C

NOTES

1. MATERIAL:
  - Housing:PBT, UL 94V-0, Color:Black.
  - Terminal:Copper Alloy.
  - Shell:SPCC.
  - Boardlock:Copper Alloy.
  - Rivet:Copper Alloy.
  - Screw:Copper Alloy.
2. FINISH:
  - Terminal:Gold Plated over Nickel at Contact Area.
  - Tin Plated over Nickel at Solder Ared.
  - Shell:Nickel Plated.
  - Boardlock:Tin Plated.
  - Rivet:Nickel Plated.
  - Screw:Nickel Plated.
3. This Product is LEAD-FREE & RoHS Compliance Product.

2DS112XXX XXXXXXXXN0

- SERIES NO. N: IT'S COMPLIANT WITH RoHS
- NUMBER OF POSITION
  - 69: SHORT #9 OF 15-POS. HI-DEN
  - H1: 15-POSITION HI-DEN
  - H2: 26-POSITION HI-DEN
  - H3: 44-POSITION HI-DEN
  - H4: 62-POSITION HI-DEN
  - H5: 78-POSITION HI-DEN
- CONTACT STYLE
  - S: SOCKET
  - P: PLUG
- CONTACT MATERIALS
  - 1: BRASS
  - 2: PHOSPHOR BRONZE
- CONTACT FINISH
  - 1: G/F BRIGHT TIN
  - 3: 15µ" GOLD BRIGHT TIN
  - 4: 30µ" GOLD BRIGHT TIN
  - H: 5µ" GOLD BRIGHT TIN
- FRONT SHELL FINISH
  - 1: TIN
  - 2: NICKEL
- INSULATOR MATERIALS
  - 1: PBT
  - 3: PBT
- COLOR STYLE
  - 1: ALL BLACK
  - 2: ALL BLUE
- FLANGE MOUNTING OPTION
  - 1: #4-40 THREADED HOLE
  - 2: M3 THREADED HOLE
  - 3: Ø3.05mm CLEAR HOLE
  - A: #4-40 THREADED HOLE WITH #4-40UNC SCREWLOCK INSTALLED (4.8x11.8)
  - B: #4-40 THREADED HOLE WITH #4-40UNC SCREWLOCK BULK-PACKED (4.8x11.8)
  - E: #4-40 THREADED HOLE WITH #4-40UNC SCREWLOCK INSTALLED (5.8x13.0)
  - F: #4-40 THREADED HOLE WITH #4-40UNC SCREWLOCK BULK-PACKED (5.8x13.0)
- BOARD MOUNTING OPTION
  - 0: NONE
  - 1: #4-40 THREADED HOLE
  - 2: 2-FINGER BOARDLOCK
  - 4: 4-FINGER BOARDLOCK
  - 5: Ø3.05mm CLEAR HOLE

A0	An issue.	2010.11.09
REV.	CONTENTS	DATE

UNLESS OTHERWISE SPECIFIED TOLERANCE  
mm: .00 = ±0.25  
.000 = ±0.13  
Ang: 0.0 = ±2°

Singatron Enterprise Co., Ltd.				
TITLE	HIGH DENSITY D-SUB CONNECTOR 0.35"(8.89mm) FOOTPRINT,RIGHT ANGLE			
DWN	Shao Jianfeng	PART NO. 2DS112H2P1X22A11N0		
CHKD	He Wei	SCALE 1:1	UNIT: mm	
APVD	Lee Jun De	SIZE: A3	SHEET: 1 OF 1	REV: A0
CUSTOMER COPY				