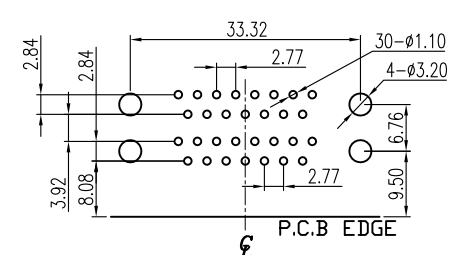
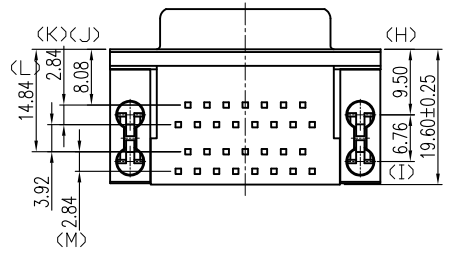
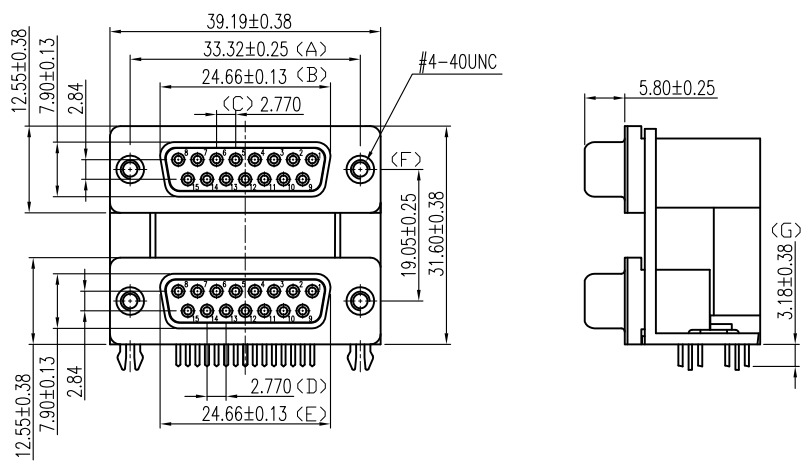


1 2 3 4 5 6 7 8



RECOMMENDED P.C.B LAYOUT

SPECIFICATIONS

1. D-SUB
- 1.1 Voltage: 250 VAC(RMS) Max.
- 1.2 Current Rating: 3 Ampere per Contact
- 1.3 Contact Resistance: 25 Milliohms Max.
- 1.4 Insulation Resistance: 5000 Megohms Min.
- 1.5 Dielectric Withstanding Voltage: 1000V AC(RMS)
- 1.6 Total Mating Force: 6.0 Kgf Max.
- 1.7 Total Unmating Force: 1.2 Kgf Min.
- 1.8 Operating Temperature: -55°C to +85°C

NOTES

1. MATERIAL:
 - Housing:PBT, UL 94V-0, Color:Black.
 - Terminal:Copper Alloy.
 - Shell:SPCC.
 - Boardlock:Copper Alloy.
 - Bracket:Zinc Alloy.
2. FINISH:
 - Terminal:Gold Plated over Nickel at Contact Area.
 - Tin Plated over Nickel at Solder Ared.
 - Shell:Nickel Plated.
 - Boardlock:Tin Plated.
 - Bracket:Nickel Plated.
3. This Product is LEAD-FREE & RoHS Compliance Product.

2DSD20HXXXXX 1XXXXXN0

- SERIES NO. _____
- TOP CONNECTOR TYPE**
- 1P: 9-POS. MALE (9P)
 - 1S: 9-POS. FEMALE (9S)
 - 2P: 15-POS. MALE (15P)
 - 2S: 15-POS. FEMALE (15S)
 - 3P: 25-POS. MALE (25P)
 - 3S: 25-POS. FEMALE (25S)
 - 4P: 37-POS. MALE (37P)
 - 4S: 37-POS. FEMALE (37S)
- BOTTOM CONNECTOR TYPE**
- 00: NONE
 - 1P: 9-POS. MALE (9P)
 - 1S: 9-POS. FEMALE (9S)
 - 2P: 15-POS. MALE (15P)
 - 2S: 15-POS. FEMALE (15S)
 - 3P: 25-POS. MALE (25P)
 - 3S: 25-POS. FEMALE (25S)
 - 4P: 37-POS. MALE (37P)
 - 4S: 37-POS. FEMALE (37S)
- SPACING BETWEEN PORTS**
- TYPE C-C (PROFILE)**
- A: 15.88 mm(0.625")
 - B: 19.05 mm(0.75")
 - E: 22.86 mm(0.90")
- CONTACT MATERIALS**
- 1: BRASS
- CONTACT FINISH**
- 1: G/F BRIGHT TIN
 - 3: 15u" GOLD BRIGHT TIN
 - 5: FULL GOLD
 - 7: G/F MATTE TIN
- INSULATOR MATERIALS**
- 1: PBT
 - 3: PAST
 - 4: PAST
- COLOR STYLE**
- 1: ALL BLACK
 - 3: ALL GREEN
 - G: UPPER-GREEN, LOWER-BLACK
- FLANGE MOUNTING OPTION**
- 1: #4-40 THREADED HOLE
 - 2: M3 THREADED HOLE
 - 3: Ø3.05mm CLEAR HOLE
 - 4: #4-40 THREADED SCREWLOCK CLINCHED-MOUNT INSTALLED (4.8)
 - 5: #4-40 THREADED SCREWLOCK CLINCHED-MOUNT INSTALLED (5.8)
 - A: #4-40 THREADED HOLE WITH #4-40UNC SCREWLOCK INSTALLED (4.8x11.8)
 - E: #4-40 THREADED HOLE WITH #4-40UNC SCREWLOCK INSTALLED (5.8x13.0)
 - F: #4-40 THREADED HOLE WITH #4-40UNC SCREWLOCK BULK-PACKED (5.8x13.0)
- BOARD MOUNTING OPTION**
- 0: NONE
 - A: QUAD ARROWHEAD BOARDLOCK (8.08x8.0)
 - C: QUAD ARROWHEAD BOARDLOCK (9.5x7.0)
 - F: DUAL ARROWHEAD BOARDLOCK (8.08x8.0)
 - H: DUAL ARROWHEAD BOARDLOCK (9.5x7.0)
- FRONT SHELL FINISH**
- 1: TIN
 - 2: NICKEL

A0	An issue.	2016.02.19
REV.	CONTENTS	DATE

INSPECTION DIMENSION:(A)~(M)

UNLESS OTHERWISE SPECIFIED TOLERANCE mm:

- 00 = ±0.25
- 000 = ±0.13

Ang: 0.0 = ±2°

Singatron Enterprise Co., Ltd.				
TITLE	D-SUB CONNECTOR 15 FEMALE/15 FEMALE DUAL PORT			
DWN	Shao Jianfeng	PART NO.	2DSD20H2S2SB112C111N0	
CHKD	He Wei	SCALE	1:1	UNIT: mm
APVD	Lee Jun De	SIZE:	A3	SHEET: 1 OF 1 REV:
CUSTOMER COPY				