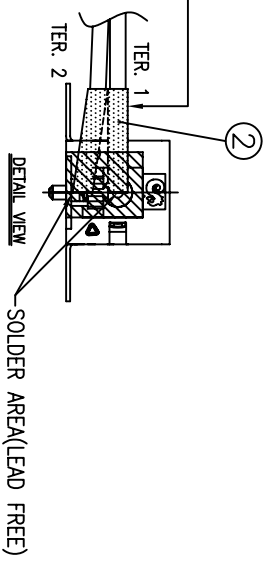
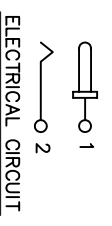
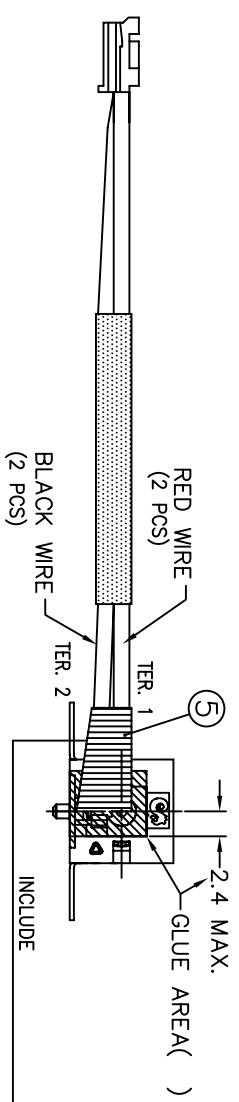
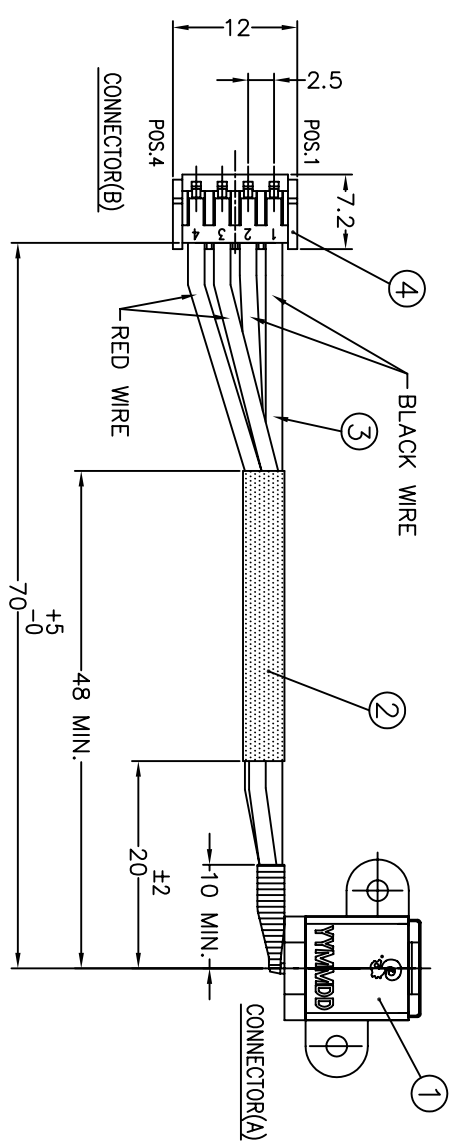


REV: B	ECN NO: 920008	OR DESCRIPTION	REVISED	DATE
			EVEN	2005.10.24



- SPECIFICATIONS:**
 RATING: DC 20V 7A
 1.CONNECT(A)
 INSERTION FORCE: 2.5kg MAX.
 WITHDRAWAL FORCE: 1.0~2.5kg MIN.
 2.CONNECT(B)
 CONTACT RESISTANCE 20mΩ MAX.
 3.INSULATION RESISTANCE BETWEEN ANY ADJACENT TERMINALS SHALL NOT BE LESS THAN 100 MEGOHMS BY 500 VOLTS MEGGER.
 4.JACK SHALL WITHSTAND 500 VOLTS BETWEEN ANY ADJACENT TERMINAL FOR ONE MINUTE.
 5.CONTACT RESISTANCE SHALL NOT EXCEED 0.03 OHMS.
 6.JACK SHALL WITHSTAND 5,000 CYCLES OF INSERTION AND WITHDRAWAL WITH TESTING PLUG, AND CONTACT RESISTANCE SHALL NOT EXCEED 0.06 OHMS.
 7.MEASURING CONDITION:
 TEMPERATURE: FROM 5°C TO 35°C.
 RELATIVE HUMIDITY: FROM 40% TO 85%.
 8. TO CONFORM TO THE "SE-01-001" & "ROHS DIRECTIVE"
 9. GREEN PRODUCT IDENTIFICATION MARK IN JACK: .
 10. GREEN PRODUCT IDENTIFICATION LABEL IN PACKING: .
 11. FOR LEAD-FREE PROCESS.

WIRE DIRGRAM			
CONNECTOR(A)	WIRE COLOR	CONNECTOR(B)	
TERMINAL 1 (+)	RED COLOR	POS.(3,4)	
TERMINAL 2 (-)	BLACK COLOR	POS.(1,2)	

5	INSULATION CLOTH FILM	1	ACETATE CLOTH, AC 174	BLACK COLOR
4	CONNECTOR(B)	1	HOUSING: NYLON 66 UL 94V-0, WHITE COLOR TERMINAL: PHOSPHOR BRONZE 0.2t, TIN PLATING	
3	WIRE	4	UL 1007 #22 AWG	SEE " WIRE DIAGRAM"
2	HEAT SHRINKABLE TUBING	3	POLYOLEFIN	BLACK COLOR
1	DC POWER JACK	1	SEE "SINGATRON P/N 20C-G233B200"	

UNLESS OTHERWISE SPECIFIED TOLERANCES

DECIMALS:	ANGLES:
X :±0.5	X :±2°
X.X :±0.3	X.X :±1°
X.XX :±0.2	

Singatron Enterprise Co., Ltd. 信管企業股份有限公司	
TITLE	DC POWER JACK+WIRE
DWN	PART NO. 2DW-G233B200
CHKD	SCALE:2/1 UNIT: mm
APVD	SIZE: A3 SHEET:1 OF 1 REV: B

CUSTOMER COPY