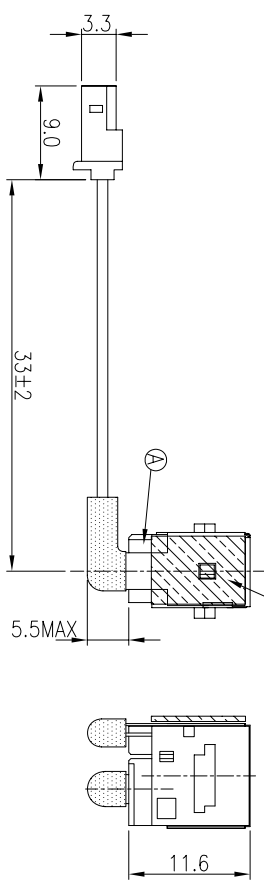
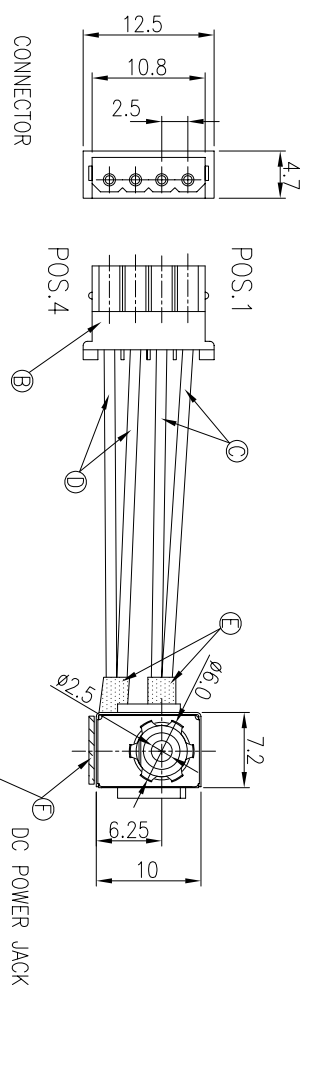
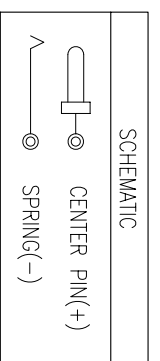
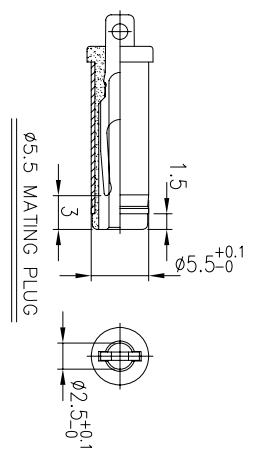


REV.	ECN NO. OR DESCRIPTION	REVISED	DATE
A.	PDR NO. T090714-3A	JACY	2009.11.02



WIRE DIAGRAM			
DC POWER JACK	WIRE COLOR	CONNECTOR	
CENTER PIN(+)	RED	POS.(1,2)	
SPRING(-)	BLACK	POS.(3,4)	

- SPECIFICATIONS:
- 1.ELECTRICAL CHARACTERISTICS:
- 1-1.RATING:20V 7A
 - 1-2.CONTACT RESISTANCE:30mΩ MAX.(INITIAL)
 - 1-3.DIELECTRIC WITHSTANDING VOLTAGE:250V AC FOR ONE MINUTE.
 - 1-4.INSULATION RESISTANCE:100MΩ MIN. MEASURED BY 500V DC.
- 2.MECHANICAL CHARACTERISTICS:
- 2-1.INSERTION FORCE: 3.0Kgf MAX.
 - 2-2.WITHDRAWAL FORCE: 0.5~3.0 Kgf.
 - 3.LIFE TEST:5000 CYCLES MIN.
- 4.OTHER GENERAL SPEC. TO REFER "2DC-G756-B33" SPEC.
- 5.TO CONFORM TO SINGATRON HAZARDOUS SUBSTANCE FREE SPEC.
- 6.GREEN PRODUCT IDENTIFICATION MARK ON JACK:
- 7.GREEN PRODUCT IDENTIFICATION LABEL ON PACKAGING:



NO	DESCRIPTION	QTY	MATERIAL	PLATING & COLOR
F	GASKET	1	L9*W6.5*10.5	GRAY
E	HEAT SHRINK TUBE	2	FOLIYOLUFEN Ø3.5*1.10(125.300V)	BLACK
D	WIRE	2	UL1007 26AWG	BLACK
C	WIRE	2	UL1007 26AWG	RED
B	CONNECTOR	4	TER:PHOSPHOR BRONZE	TIN-PLATED
A	DC POWER JACK	1	HSG:NYLON UL94V-0	WHITE
	UNLESS OTHERWISE SPECIFIED TOLERANCES		SINGATRON DC JACK P/N:2DC-G756-B33	
	DECIMALS:	ANGLES:	TITLE	
X	:±0.5	X	DC POWER JACK + WIRE	
X.X	:±0.3	X.X	PART NO.2DW-G756-BF3	
X.XX	:±0.2		SCALE --	
			UNIT: mm	
			SIZE: A3	
			SHEET: 1 OF 1	
			REV: A	

Singatron Enterprise Co., Ltd.
 信普企業股份有限公司
 DC POWER JACK + WIRE
 PART NO.2DW-G756-BF3
 SCALE --
 UNIT: mm
 SIZE: A3
 SHEET: 1 OF 1
 REV: A
CUSTOMER COPY