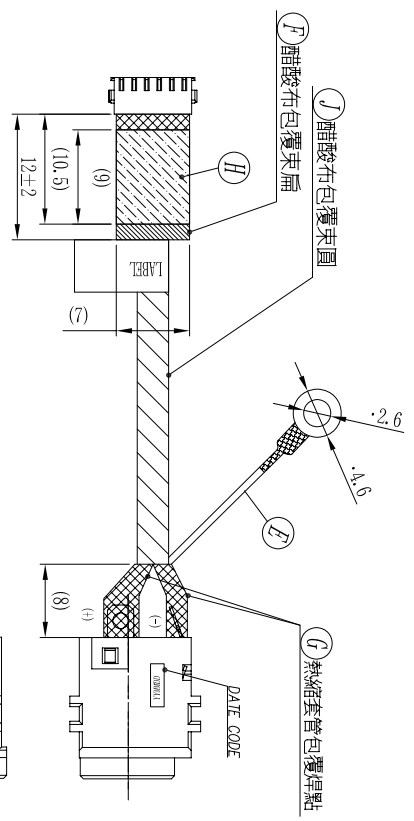
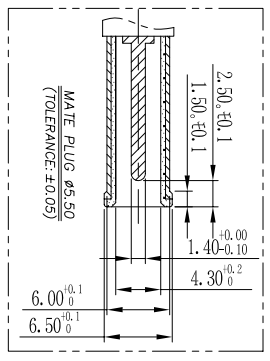
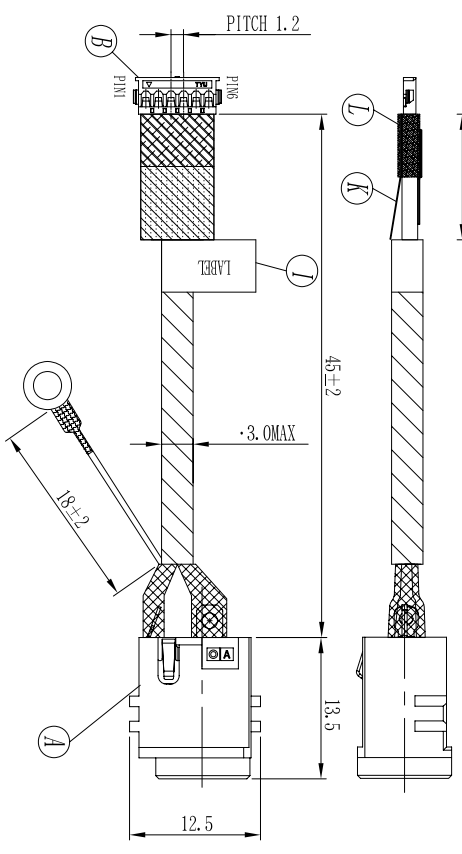


REV.	ECN NO OR DESCRIPTION	REVISED	DATE
A	PDR NO.: T111011-1A	REX	2012.05.15



WIRE DIAGRAM		
DC POWER JACK	WIRE COLOR	CONNECTOR (B)
CONNECTOR PIN(+)	RED	PIN. (1, 2)
N/A	N/A	PIN.3, 4)
SPRING(-)	BLACK	PIN. (5, 6)



- SPECIFICATIONS:**
- 1. ELECTRICAL CHARACTERISTICS:**
- 1-1. RATING: 20V 5A
  - 1-2. TERMINAL AND WIRE CONTACT RESISTANCE SHALL NOT EXCEED 3 OHMS. (TERMINAL CONTACT RESISTANCE SHALL NOT EXCEED 30 m $\Omega$ )
  - 1-3. DIELECTRIC WITHSTANDING VOLTAGE: 500V AC FOR ONE MINUTE.
  - 1-4. INSULATION RESISTANCE: 100M $\Omega$  MIN. MEASURED BY 500V DC.
- 2. MECHANICAL CHARACTERISTICS:**
- 2-1. INSERTION/WITHDRAWAL FORCE (BEFORE): 0.4kgf $\pm$ 3.0kgf.
  - 2-2. INSERTION/WITHDRAWAL FORCE (AFTER): 0.4kgf $\pm$ 3.0kgf.
  - 3. LIFE TEST: 5000 CYCLES MIN.
  - 4. OTHER GENERAL SPEC. TO REFER "2DW2001-Series SPEC".
  - 5. TO CONFORM TO SINGATRON HAZARDOUS SUBSTANCE FREE SPEC.
  - 6. HALOGEN FREE PRODUCT IDENTIFICATION MARK ON PRODUCT:
  - 7. HALOGEN FREE PRODUCT IDENTIFICATION LOGO ON PACKAGING:
  - 8. FOR HAND SOLDERING LEAD-FREE PROCESS.
  - 9. SS-00259 LEVEL 1 ENVIRONMENT-RELATED SUBSTANCES SHOULD NEVER BE USED.
- PURCHASE RECYCLED RESINS AND WIRE ROHS ONLY FROM THE BUSINESS PARTNERS THAT SONY APPROVES AS GREEN PARTNERS.

L	MYER	1	30*5	N/A
K	拉帶	1	L12*16, 5*10, 08	WHITE
J	ACETATE TAPE	1	W10 T0.12	BLACK
I	LABEL	1	W=5, L=18	WHITE
H	ADHESIVE	1	L6.5*19 Sony G9000	WHITE
G	HEAT SHRINK TUBE	2	POLYETHY (125° C, 300V)	BLACK
F	ACETATE TAPE	1	W=15, L=12	BLACK
E	GROUND RING	1	UL10064 283MG LP=2.6 DP=4.6	BLACK
D	WIRE	2	UL10064 283MG	BLACK
C	WIRE	2	UL10064 283MG	RED
B	CONNECTOR	4	TER.: COPPER ALLOY	GOLD FLASH
A	DC POWER JACK	1	HSG.: PBT UL94 V-0	BLACK
NO	DESCRIPTION	QTY	MATERIAL	PLATING & COLOR
			TO SEE SINGATRON P/N: 20C2001-006111F	

DECIMALS:	ANGLES:
X : ±0.5	X : ±2°
K.X : ±0.3	K.X : ±1°
K.XX : ±0.2	

Singaton Enterprise Co., Ltd.  
信音企業股份有限公司

TITLE: DC JACK + WIRE  
DWG NO.: 2DW2001-001111F  
SCALE: 2:1  
SHEET: 10/1  
REV: A