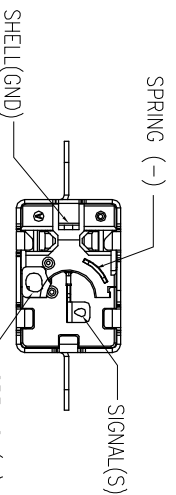
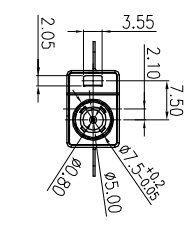


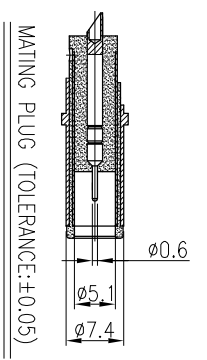
SCALE 1.5:1

PIN 1	VCC	VCC	PIN 2
PIN 3	VCC	VCC	PIN 4
PIN 5	GND	GND	PIN 6
PIN 7	GND	GND	PIN 8
PIN 9	ADAPTOR ID	GND	PIN 10

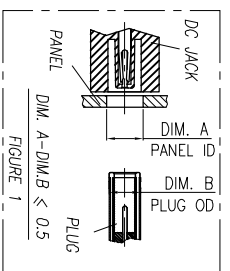
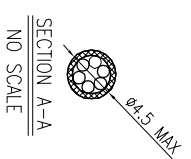


SCALE 2:1

WIRE DIAGRAM			
CONNECTOR	WIRE COLOR	DC POWER JACK	
POS.(1,2,3,4)	RED	SPRING (+)	
POS.(5,6,7,8)	BLACK	SPRING (-)	
POS.(9)	BROWN	SIGNAL (S)	
POS.(10)	WHITE	SHELL	



- SPECIFICATIONS:
1. ELECTRICAL CHARACTERISTICS:
- 1-1. RATING: 30V 11A
 - 1-2. CONTACT RESISTANCE: 30m MAX. (INITIAL)
 - 1-3. DIELECTRIC WITHSTANDING VOLTAGE: 500V AC FOR ONE MINUTE.
 - 1-4. INSULATION RESISTANCE: 100MΩ MIN. MEASURED BY 500V DC.
2. MECHANICAL CHARACTERISTICS:
- 2-1. INSERTION FORCE: 2.5 KG MAX.
 - 2-2. WITHDRAWAL FORCE: 0.8 KG MIN. (INITIAL)
 - 3. LIFE TEST: 5000 CYCLES MIN.
 - 4. OTHER GENERAL SPEC. TO REFER "2DW3007-260111F SPEC".
 - 5. TO CONFORM TO SINGARON HAZARDOUS SUBSTANCE FREE SPEC.
 - 6. HALOGEN FREE PRODUCT IDENTIFICATION MARK ON JACK:
 - 7. HALOGEN FREE PRODUCT IDENTIFICATION LABEL ON PACKAGING:
 - 8. THE PANEL'S ID MUST BE GREATER THAN THE PLUG'S OD WHICH MUST HAVE A DIFFERENCE OF LESS THAN OR EQUAL TO 0.5 mm. (AS SHOWN IN FIGURE 1.)
 - 9. THIS PRODUCT MEET REQUIREMENT OF ROHS2+HF+
 - 10. HP MAY RELEASE THE DRAWING AS REQUIRED.



J	LABEL	QTY	DESCRIPTION	PLATING & COLOR
H	MACROMELT	1	L30*W20	BLACK
G	ACETATE CLOTH TAPE	1	0.5g MACROMELT 6208	AMBER
F	WIRE	1	15W*0.12T	BLACK
E	WIRE	1	UL10064 24AWG	WHITE
D	WIRE	4	UL10064 24AWG	BLACK
C	WIRE	1	UL10064 24AWG	BROWN
B	CONNECTOR	4	UL10064 24AWG	RED
A	DC POWER JACK	10	TERMINAL:PHOSPHOR	TIN-PLATED
NO	DESCRIPTION	1	HOUSING:NYLON66 UL94-0	WHITE
	UNLESS OTHERWISE SPECIFIED TOLERANCES	1	TO SEE SINGARON DC JACK P/N:20C3007-208111F MATERIAL	PLATING & COLOR

DECIMALS: ANGLES: TITLE DC POWER JACK+WIRE

X ±0.5 X ±.2°

X.X ±:0.3 X.X ±:1°

X.XX ±:0.2

DC POWER JACK+WIREF

PART NO. 2DW3007-260111F

SCALE:-- UNIT: mm

SIZE: A3 SHEET: 1 OF 1 REV: B

CUSTOMER COPY

Singatron Enterprise Co., Ltd.
信晉企業股份有限公司