

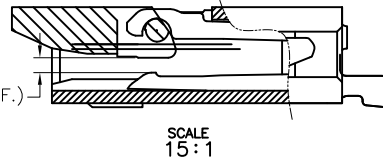
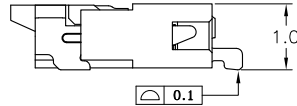
SPECIFICATIONS

Current Rating: 0.5A AC,DC
 Voltage Rating: 50V AC,DC
 Temperature Range: -25°C ~ +85°C
 Contact Resistance: 100mΩ Max.
 Insulation Resistance: 50MΩ Min.
 Withstanding Voltage: 250V AC/minute
 Pin Material: Phosphor Bronze
 Solder Tabs: Phosphor Bronze

P/N LEGEND

2FF0528 WR-S-XP N L N G1 X 00 R
 ① ② ③ ④ ⑤ ⑥ ⑦ ⑧ ⑨ ⑩ ⑪
 ① Series No.
 ② Connector type: WR=Right Angle
 ③ S=SMT
 ④ No. of circuits
 ⑤ N=Halogen Free
 ⑥ Material: L=LCP, UL94V-0
 ⑦ Color: N=Natural
 ⑧ Plating code for contacts: G1=Gold-flash 1u
 ⑨ Plating code: N=Non-plating; T=Matte Tin-Plated
 ⑩ Option code: 00=Standard
 ⑪ Packing code: R=Tape Reel(Without Cap or Mylar)

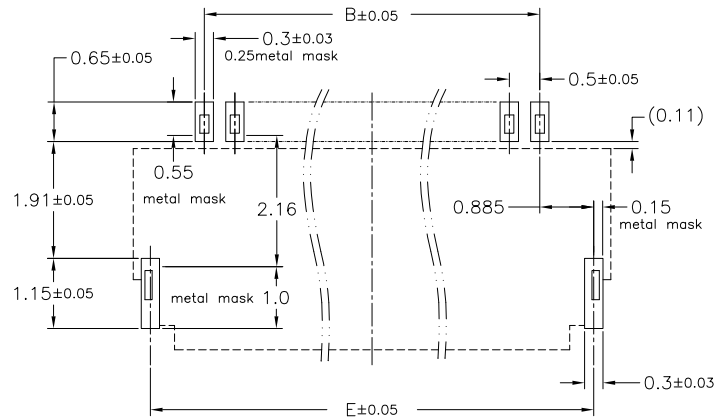
No. of Contacts	DIM.				No. of Contacts	DIM.			
	A	B	C	D		A	B	C	D
4	3.83	1.5	2.6	3.33	28	15.83	13.5	14.6	15.33
5	4.33	2.0	3.1	3.83	29	16.33	14.0	15.1	15.83
6	4.83	2.5	3.6	4.33	30	16.83	14.5	15.6	16.33
7	5.33	3.0	4.1	4.83	31	17.33	15.0	16.1	16.83
8	5.83	3.5	4.6	5.33	32	17.83	15.5	16.6	17.33
9	6.33	4.0	5.1	5.83	33	18.33	16.0	17.1	17.83
10	6.83	4.5	5.6	6.33	34	18.83	16.5	17.6	18.33
11	7.33	5.0	6.1	6.83	35	19.33	17.0	18.1	18.83
12	7.83	5.5	6.6	7.33	36	19.83	17.5	18.6	19.33
13	8.33	6.0	7.1	7.83	37	20.33	18.0	19.1	19.83
14	8.83	6.5	7.6	8.33	38	20.83	18.5	19.6	20.33
15	9.33	7.0	8.1	8.83	39	21.33	19.0	20.1	20.83
16	9.83	7.5	8.6	9.33	40	21.83	19.5	20.6	21.33
17	10.33	8.0	9.1	9.83	41	22.33	20.0	21.1	21.83
18	10.83	8.5	9.6	10.33	42	22.83	20.5	21.6	22.33
19	11.33	9.0	10.1	10.83	43	23.33	21.0	22.1	22.83
20	11.83	9.5	10.6	11.33	44	23.83	21.5	22.6	23.33
21	12.33	10.0	11.1	11.83	45	24.33	22.0	23.1	23.83
22	12.83	10.5	11.6	12.33	46	24.83	22.5	23.6	24.33
23	13.33	11.0	12.1	12.83	47	25.33	23.0	24.1	24.83
24	13.83	11.5	12.6	13.33	48	25.83	23.5	24.6	25.33
25	14.33	12.0	13.1	13.83	49	26.33	24.0	25.1	25.83
26	14.83	12.5	13.6	14.33	50	26.83	24.5	25.6	26.33
27	15.33	13.0	14.1	14.83					



B3	EN20210520647	2021.05.25	吳清
B2	EN1901170002	2019.01.17	徐富永
B1	EN1901040004	2018.12.26	徐富永
B0	EN1808150002	2018.08.27	徐富永
A5	ER1706160002	2017.06.16	徐富永
A4	ER1605050001	2016.05.05	Emily
A3	ER1512150002	2015.12.16	劉建芳
A2	ER15040210005	2015.04.21	黃振有
A1	ER1409090003	2014.09.09	黃振有
A0	NEW RELEASE	2014.07.21	黃振有
REV.	DESCRIPTION	DATE	NAME

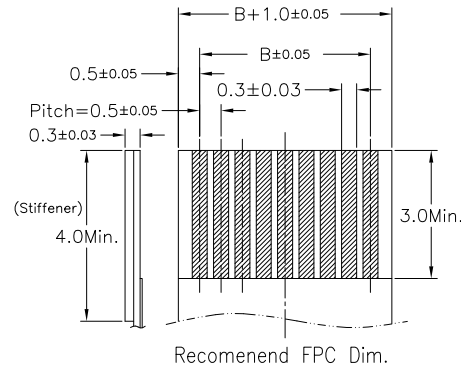
GENERAL TOLERANCE	
X. X±0.25	ANGLE±
X. XX±0.15	
X. XXX±0.05	

Singatron Enterprise Co., Ltd.				
TITLE	0.5 PITCH FPC CONN. 90° LOWER CONTACT H=1.0			
DWN	ALENCE	PART NO.	2FF0528WR-S-XPNLNG1X00R	
CHKD	2014.05.27	SCALE 1:1	UNIT: mm	
APVD	翁志昇	SIZE: A3	SHEET:1 OF 3	REV: B3
CUSTOMER COPY				



Recommended PCB Layout(Top View)

Recommended metal mask pattern(thickness 0.1mm)



Recomenend FPC Dim.

Part NO.	Dimensions	
	B	E
4P	1.5	3.27
5P	2.0	3.77
6P	2.5	4.27
7P	3.0	4.77
8P	3.5	5.27
9P	4.0	5.77
10P	4.5	6.27
11P	5.0	6.77
12P	5.5	7.27
13P	6.0	7.77
14P	6.5	8.27
15P	7.0	8.77
16P	7.5	9.27
17P	8.0	9.77
18P	8.5	10.27
19P	9.0	10.77
20P	9.5	11.27
21P	10.0	11.77
22P	10.5	12.27
23P	11.0	12.77
24P	11.5	13.27
25P	12.0	13.77
26P	12.5	14.27
27P	13.0	14.77
28P	13.5	15.27
29P	14.0	15.77
30P	14.5	16.27
31P	15.0	16.77
32P	15.5	17.27
33P	16.0	17.77
34P	16.5	18.27
35P	17.0	18.77
36P	17.5	19.27
37P	18.0	19.77
38P	18.5	20.27
39P	19.0	20.77
40P	19.5	21.27
41P	20.0	21.77
42P	20.5	22.27
43P	21.0	22.77
44P	21.5	23.27
45P	22.0	23.77
46P	22.5	24.27
47P	23.0	24.77
48P	23.5	25.27
49P	24.0	25.77
50P	24.5	26.27

B3	EN20210520647	2021.05.25	吳清
B2	EN1901170002	2019.01.17	徐富永
B1	EN1901040004	2018.12.26	徐富永
B0	EN1808150002	2018.08.27	徐富永
A5	ER1706160002	2017.06.16	徐富永
A4	ER1605050001	2016.05.05	Emily
A3	ER1512150002	2015.12.16	劉建芳
A2	ER15040210005	2015.04.21	黃振有
A1	ER1409090003	2014.09.09	黃振有
A0	NEW RELEASE	2014.07.21	黃振有
REV.	DESCRIPTION	DATE	NAME

GENERAL TOLERANCE

X.X±0.25

X.XX±0.15

X.XXX±0.05

ANGLE±



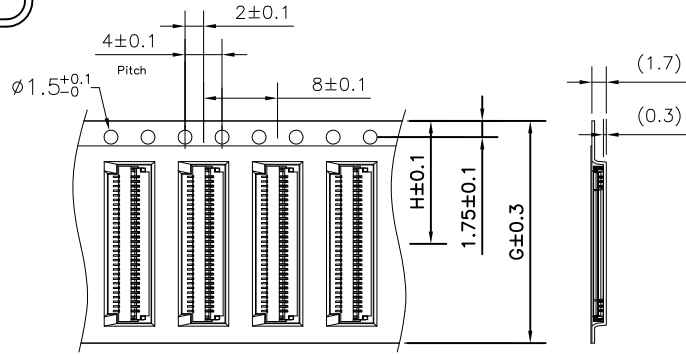
Singatron Enterprise Co., Ltd.

TITLE	0.5 PITCH FPC CONN. 90° LOWER CONTACT H=1.0			
DWN	ALENC	PART NO.	2FF0528WR-S-XPNLNG1X00R	
CHKD	2014.05.27	SCALE	1:1	UNIT: mm
APVD	翁志昇	SIZE: A3	SHEET: 2 OF 3	REV: B3

CUSTOMER COPY

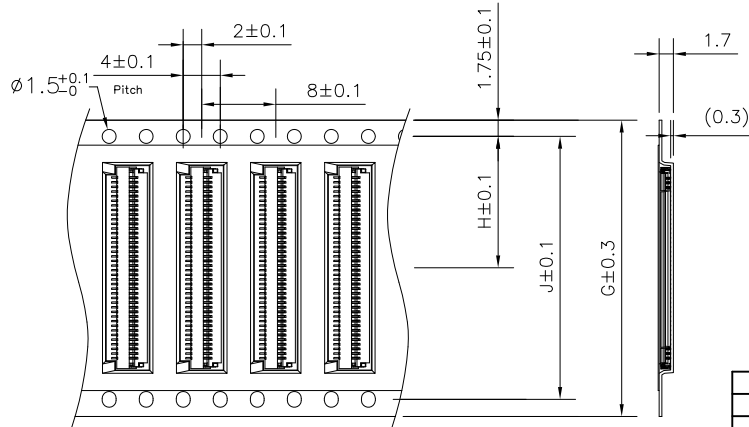


Tape width 12, 16 and 24 mm



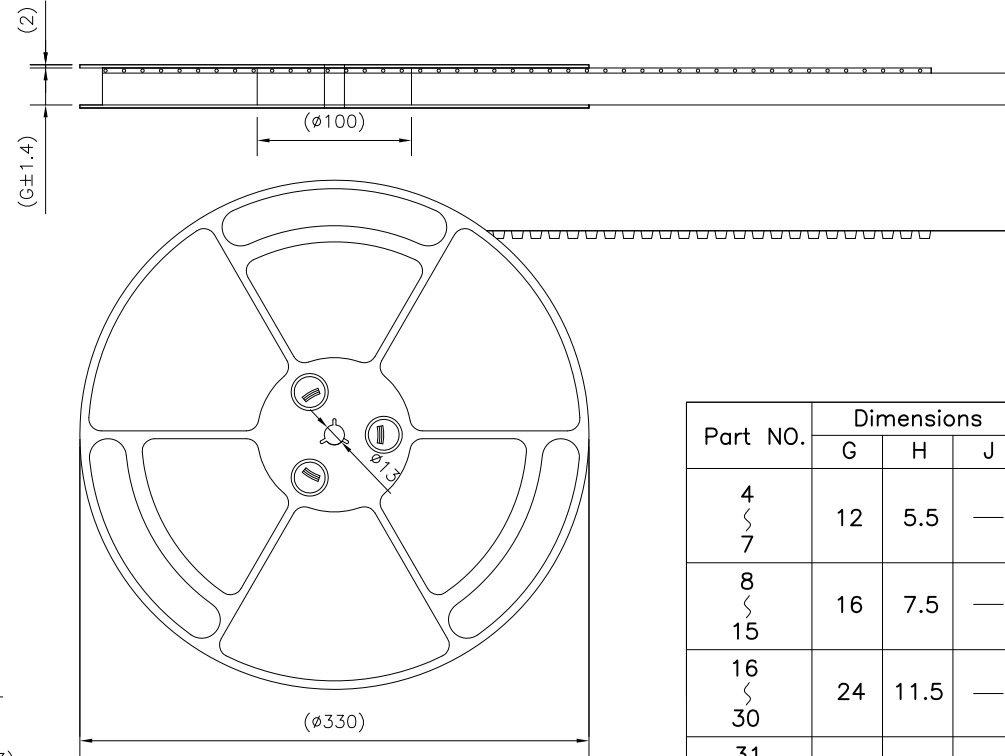
PULL OUT DIRECTION

Tape width 32 and 44 mm



PULL OUT DIRECTION

REEL Dim



Notes:

- 1.PER REEL : 5000pcs.
- 2.Material : Black Conductive Polystyrene Alloy.
- 3.Thickness : 0.3+0.05mm.
- 4.All dimensions meet EIA-481-C requirements.

Part NO.	Dimensions		
	G	H	J
4 ~ 7	12	5.5	—
8 ~ 15	16	7.5	—
16 ~ 30	24	11.5	—
31 ~ 38	32	14.2	28.4
39 ~ 50	44	20.2	40.4

B3	EN20210520647	2021.05.25	吳清
B2	EN1901170002	2019.01.17	徐富永
B1	EN1901040004	2018.12.26	徐富永
B0	EN1808150002	2018.08.27	徐富永
A5	ER1706160002	2017.06.16	徐富永
A4	ER1605050001	2016.05.05	Emiy
A3	ER1512150002	2015.12.16	劉建芳
A2	ER1504210005	2015.04.21	黃模有
A1	ER1409090003	2014.09.09	黃模有
A0	NEW RELEASE	2014.07.21	黃模有
REV.	DESCRIPTION	DATE	NAME

GENERAL TOLERANCE	
X.X±0.25	ANGLE±
X.XX±0.15	
X.XXX±0.05	

Singatron Enterprise Co., Ltd.			
TITLE	0.5mm PITCH FPC CONN. 90° LOWER CONTACT H=1.0		
DWN	ALENCE	PART NO.	2FF0528WR-S-XPNLNG1X00R
CHKD	2014.05.27	SCALE 1:1	UNIT: mm
APVD	翁志昇	SIZE: A3	SHEET: 3 OF 3 REV: B3
CUSTOMER COPY			