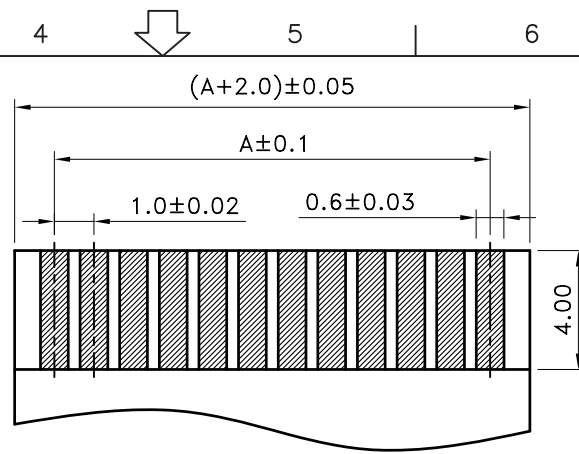


Recommended PCB Layout

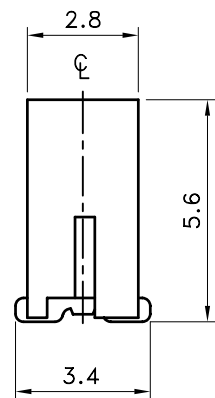
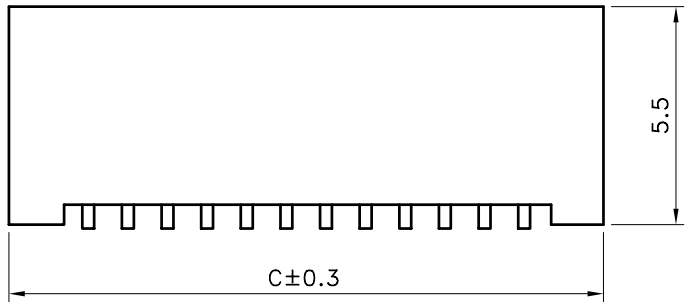
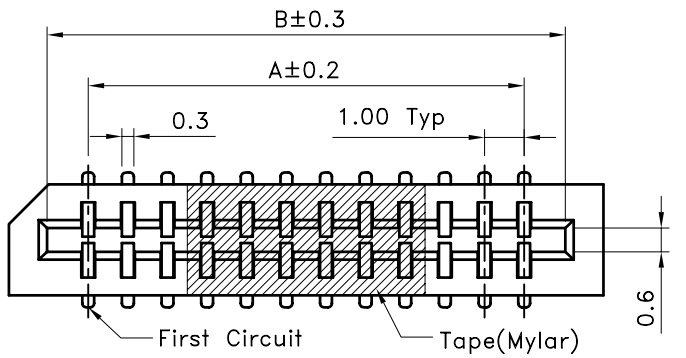


Applicable FFC Thickness : 0.30±0.05

**SPECIFICATIONS**

- Voltage Rating : 250V AC/DC
  - Current Rating : 0.5A AC/DC
  - Withstanding Voltage : 500V AC/minute
  - Insulation Resistance : 800MΩ min
  - Temperature Range : - 25°C to + 85°C
  - Contact Resistance : 20mΩ max
- FFC/FPC CONNECTOR (SMT Type)**
- Part No. : 2FF1158-XX
  - Poles : 2-36(Straight)
  - Material : Contact : Brass, Tin Plated  
Base : Nylon PA6T UL94V-0
  - Q' ty : 900 pcs./Tape & Reel

Poles	Dimensions (mm)		
	A	B	C
2	1.00	3.10	5.00
3	2.00	4.10	6.00
4	3.00	5.10	7.00
5	4.00	6.10	8.00
6	5.00	7.10	9.00
7	6.00	8.10	10.00
8	7.00	9.10	11.00
9	8.00	10.10	12.00
10	9.00	11.10	13.00
11	10.00	12.10	14.00
12	11.00	13.10	15.00
13	12.00	14.10	16.00
14	13.00	15.10	17.00
15	14.00	16.10	18.00
16	15.00	17.10	19.00
17	16.00	18.10	20.00
18	17.00	19.10	21.00
19	18.00	20.10	22.00
20	19.00	21.10	23.00
21	20.00	22.10	24.00
22	21.00	23.10	25.00
23	22.00	24.10	26.00
24	23.00	25.10	27.00
25	24.00	26.10	28.00
26	25.00	27.10	29.00
27	26.00	28.10	30.00
28	27.00	29.10	31.00
29	28.00	30.10	32.00
30	29.00	31.10	33.00
31	30.00	32.10	34.00
32	31.00	33.10	35.00
33	32.00	34.10	36.00
34	33.00	35.10	37.00
35	34.00	36.10	38.00
36	35.00	37.10	39.00



TOLERANCE	LTR	REVISION RECORD	DATE
.0	±0.3	ECR RoHS Compliant	06/04/01
.00	±0.2	ECR 200604-005	06/04/20
.000	±0.1	ECR 200807-019	08/07/19
ALL	±	ECR 200811-004	08/11/04
ANGLE			
0°	±		
.0°	±		

Singatron Enterprise Co., Ltd.			
TITLE	1.00mm NON-ZIF Connectors Dual Contact Style <SMT>		
DWN	黄科源	PART NO.	2FF1158-XX
CHKD		SCALE	1:1 UNIT: mm
APVD	林宗	SIZE: A3	SHEET: 1 OF 1 REV: a4
CUSTOMER COPY			