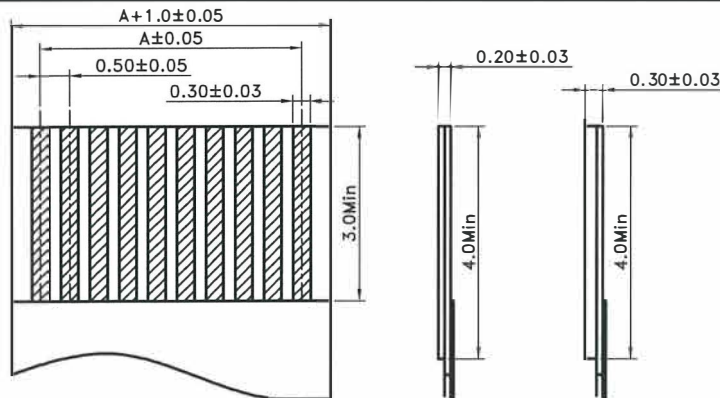


Recommend PCB Layout
(Tolerance ± 0.05)



Applicable FPC

- SPECIFICATIONS**
- Current Rating : 0.5A DC
 - Withstanding Voltage : 250V AC/minute
 - Insulation Resistance : 50M Ω min.
 - Temperature Range : - 55°C to + 85°C
 - Contact Resistance : 40m Ω max.



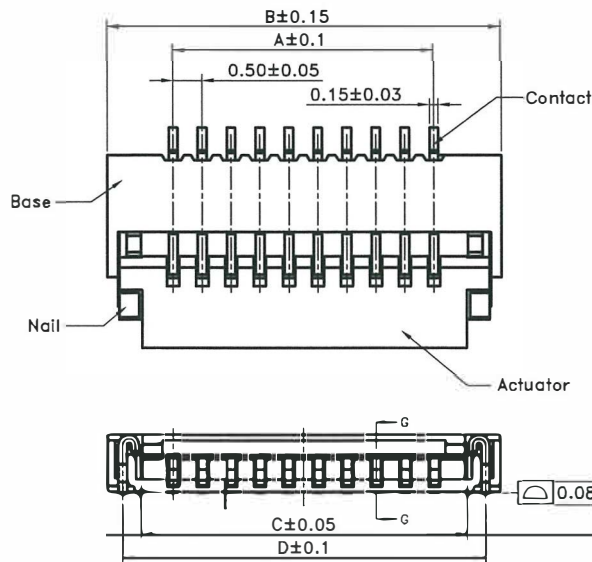
- FPC CONNECTOR**
- Part No. : 2FF1191DR2 X -XX XX
① ② ③

- ① FPC/FFC Thickness
Blank : When using Thickness 0.3mm FPC
A : When using Thickness 0.2mm FPC
- ② Poles :
04-50 (When using Thickness 0.3mm FPC)
04-30 (When using Thickness 0.2mm FPC)
- ③ Plated : Blank : Tin Plated Nickel Plated Under All Over
G : Gold Flash 1u" ~3u" Nickel Plated Under All Over
G1 : Gold Flash 1u" Nickel Plated Under All Over

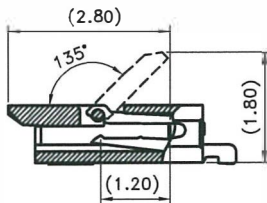
Material :

- 1.Contact : Phosphor Bronze
- 2.Nail : Phosphor Bronze
- 3.Base : LCP (UL94V-0) , Color : Natural;
- 4.Actuator : LCP(UL94V-0) ,
Color : Black (When using Thickness 0.3mm FPC)
Blue (When using Thickness 0.2mm FPC)

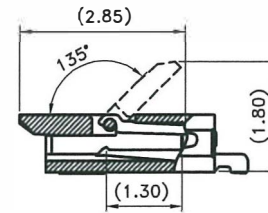
- Package : Tape&Reel



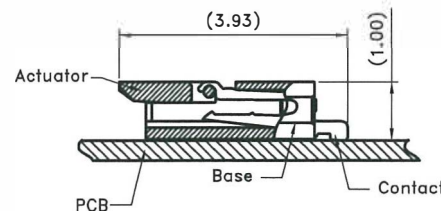
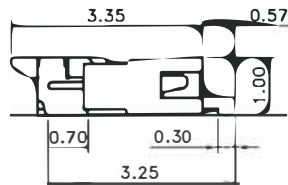
FPC Slot dimension



2FF1191DR2A
(When using Thickness 0.2mm FPC)
SECT:G-G



2FF1191DR2
(When using Thickness 0.3mm FPC)
SECT:G-G



Poles	Dimension(mm)				Poles	Dimension(mm)			
	A	B	C	D		A	B	C	D
4	1.5	3.77	2.6	3.27	28	13.5	15.77	14.6	15.27
5	2.0	4.27	3.1	3.77	29	14.0	16.27	15.1	15.77
6	2.5	4.77	3.6	4.27	30	14.5	16.77	15.6	16.27
7	3.0	5.27	4.1	4.77	31	15.0	17.27	16.1	16.77
8	3.5	5.77	4.6	5.27	32	15.5	17.77	16.6	17.27
9	4.0	6.27	5.1	5.77	33	16.0	18.27	17.1	17.77
10	4.5	6.77	5.6	6.27	34	16.5	18.77	17.6	18.27
11	5.0	7.27	6.1	6.77	35	17.0	19.27	18.1	18.77
12	5.5	7.77	6.6	7.27	36	17.5	19.77	18.6	19.27
13	6.0	8.27	7.1	7.77	37	18.0	20.27	19.1	19.77
14	6.5	8.77	7.6	8.27	38	18.5	20.77	19.6	20.27
15	7.0	9.27	8.1	8.77	39	19.0	21.27	20.1	20.77
16	7.5	9.77	8.6	9.27	40	19.5	21.77	20.6	21.27
17	8.0	10.27	9.1	9.77	41	20.0	22.27	21.1	21.77
18	8.5	10.77	9.6	10.27	42	20.5	22.77	20.6	22.27
19	9.0	11.27	10.1	10.77	43	21.0	23.27	22.1	22.77
20	9.5	11.77	10.6	11.27	44	21.5	23.77	22.6	23.27
21	10.0	12.27	11.1	11.77	45	22.0	24.27	23.1	23.77
22	10.5	12.77	11.6	12.27	46	22.5	24.77	23.6	24.27
23	11.0	13.27	12.1	12.77	47	23.0	25.27	24.1	24.77
24	11.5	13.77	12.6	13.27	48	23.5	25.77	24.6	25.27
25	12.0	14.27	13.1	13.77	49	24.0	26.27	25.1	25.77
26	12.5	14.77	13.6	14.27	50	24.5	26.77	25.6	26.27
27	13.0	15.27	14.1	14.77					

SINGATRON (U.S.A.)

APPROVED BY	SCALE	UNIT	TOLERANCE	LTR	REVISION RECORD	NAME	DATE	LTR	REVISION RECORD	NAME	DATE
張育瑞		mm	.0 ±0.30	▲	增列Thickness 0.2mm FPC選項	吳弘文	2012/06/25	▲			
CHECKED BY	PROJ	VER NO.	.00 ±0.20	▲				▲			
黃科源	◎ □	a1	.000 ±0.10	▲				▲			
DRAWN BY	DATE	SIZE	ANGLE	▲				▲			
吳弘文	2012/06/25	A4	0° ±1°	▲				▲			
			.0° ±	▲				▲			
			SHEET 1/1	▲				▲			

PART NO 2FF1191DR2X-XXXX

0.5mm ZIF FPC/FFC Connector

CUSTOMER

Conforms to The RoHS Instruction