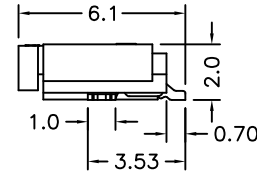
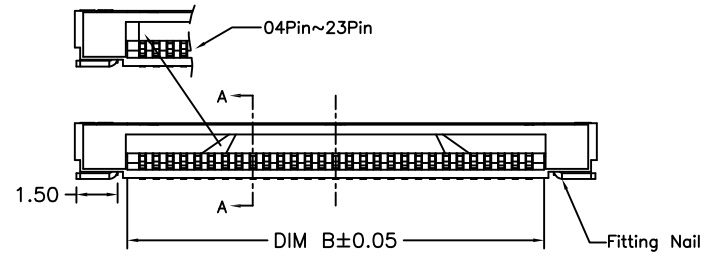


SECTION A-A  
SCALE 1:1

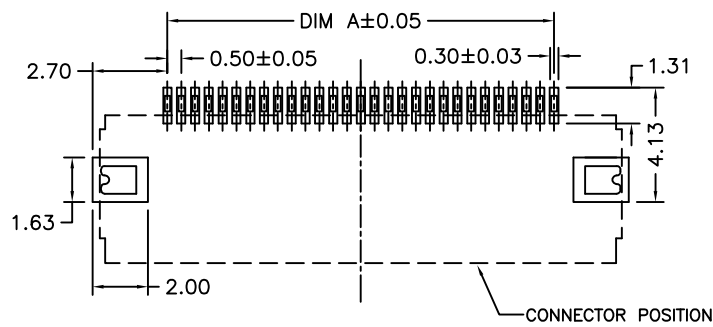
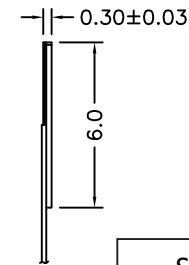


Note:  
 1.Material:  
 Housing:Thermoplastic High Temp.UL94V-0;  
 Color:Natural.  
 Latch:Thermoplastic High Temp.UL94V-0;  
 Color:Black.  
 Terminal:Copper Alloy.  
 Fitting Nail:Copper Alloy.  
 2.Finish:  
 Terminal:Tin/Gold Flash overall.  
 Fitting Nail:Tin overall.  
 3.Electrical Characteristics:  
 Current rating : 0.5A AC/DC  
 Voltage rating : 50V AC/DC  
 Temperature range:-25 °c +85 °c  
 Withstand Voltage: 200V AC/minute  
 Insulation resistance : 500MΩ  
 Contact Resistance : 20mΩ  
 Relative Humidity:93%+40 °c

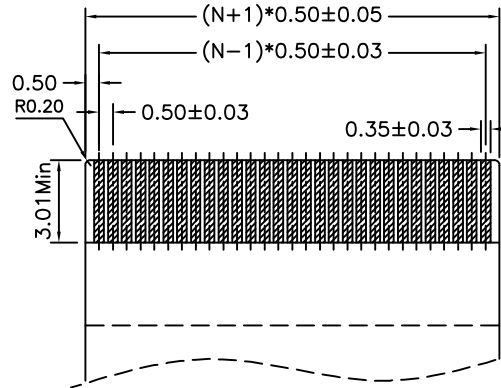
2FF979-43-9 xx 8 0A  
 1 2 3 4 5

- 1: Tube  
3: Reel
- 1: ZIF  
9: ZIF(Green Product High Temp)
- No. of contacts
- 8: SMT 90° Bottom contact
- internal code.  
White Insulator  
Tin plated

POLES	DIM A	DIM B	DIM C
4	1.50	2.60	6.40
5	2.00	3.10	6.90
6	2.50	3.60	7.40
7	3.00	4.10	7.90
8	3.50	4.60	8.40
9	4.00	5.10	8.90
10	4.50	5.60	9.40
11	5.00	6.10	9.90
12	5.50	6.60	10.40
13	6.00	7.10	10.90
14	6.50	7.60	11.40
15	7.00	8.10	11.90
16	7.50	8.60	12.40
17	8.00	9.10	12.90
18	8.50	9.60	13.40
19	9.00	10.10	13.90
20	9.50	10.60	14.40
21	10.00	11.10	14.90
22	10.50	11.60	15.40
23	11.00	12.10	15.90
24	11.50	12.60	16.40
25	12.00	13.10	16.90
26	12.50	13.60	17.40
27	13.00	14.10	17.90
28	13.50	14.60	18.40
29	14.00	15.10	18.90
30	14.50	15.60	19.40
31	15.00	16.10	19.90
32	15.50	16.60	20.40
33	16.00	17.10	20.90
34	16.50	17.60	21.40
35	17.00	18.10	21.90
36	17.50	18.60	22.40
37	18.00	19.10	22.90
38	18.50	19.60	23.40
39	19.00	20.10	23.90
40	19.50	20.60	24.40
41	20.00	21.10	24.90
42	20.50	21.60	25.40
43	21.00	22.10	25.90
44	21.50	22.60	26.40
45	22.00	23.10	26.90
46	22.50	23.60	27.40
47	23.00	24.10	27.90
48	23.50	24.60	28.40
49	24.00	25.10	28.90
50	24.50	25.60	29.40
51	25.00	26.10	29.90
52	25.50	26.60	30.40
53	26.00	27.10	30.90
54	26.50	27.60	31.40
55	27.00	28.10	31.90
56	27.50	28.60	32.40
57	28.00	29.10	32.90
58	28.50	29.60	33.40
59	29.00	30.10	33.90
60	29.50	30.60	34.40



RECOMMENDED P.C.B PATTERN LAYOUT



RECOMMENDED FPC/FFC DIMENSION

REV.	DESCRIPTION	DATE	TOLERANCE
D	增加PIN1	2017/03/15	.0 = ±.30
C	更新图面	2014/06/11	.00 = ±.20
B	REVISE DESCRIPTION	2013/01/03	.000 = ±.XXX
A	RELEASE	2012/01/13	.0000 = ±.
			ANG. = ±3'

Singatron Enterprise Co., Ltd.			
TITLE	0.5mm ZIF FPC SMT R/A Flip Type T&R		
DWN	胡雨婷	PART NO.2FF979-43-9xx80A	
CHKD	SCALE 1:1	UNIT: mm	⊕ ↻
APVD	SIZE: A3	SHEET:1 OF 1	REV: D
CUSTOMER COPY			