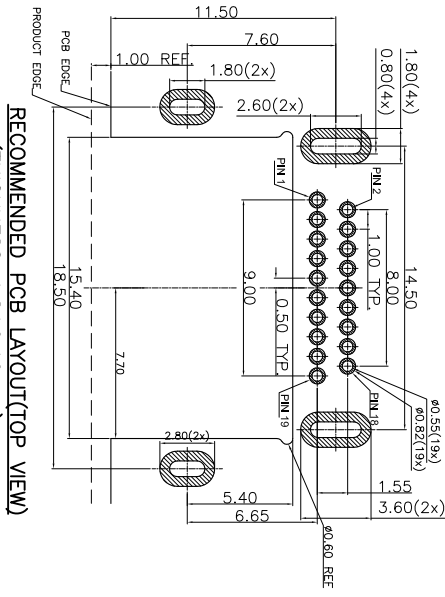
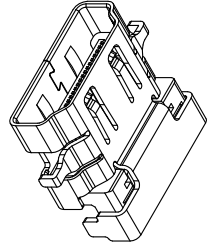
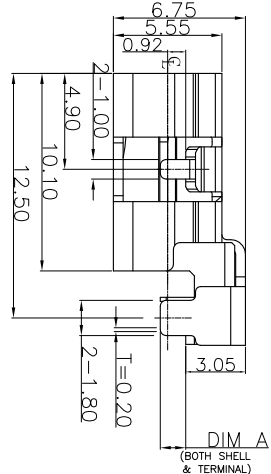
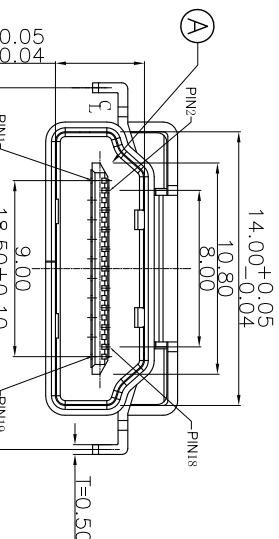


REV.	E/CN NO. OR DESCRIPTION	REVISED	DATE
A	PDR RELEASE	IVY-C	2013.07.10



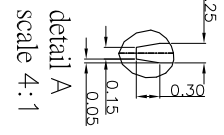
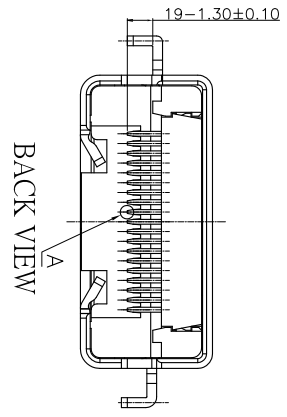
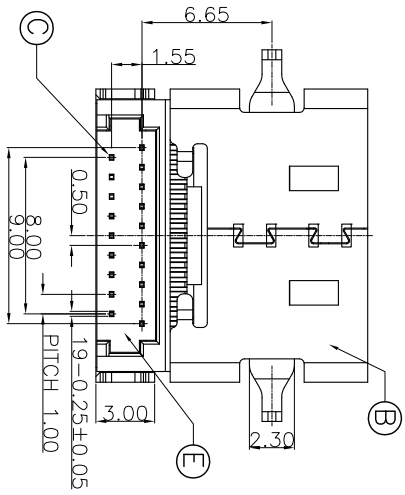
**RECOMMENDED PCB LAYOUT(TOP VIEW)**  
(THICKNESS=1.2±0.10mm)  
(TOLERANCE=±0.05mm)

- SPECIFICATIONS:**
- ELECTRICAL CHARACTERISTICS:**
    - CURRENT RATING: 0.5 AMP.
    - VOLTAGE RATING: 40V.
    - INITIAL CONTACT RESISTANCE EXCLUDING CONDUCTOR RESISTANCE: 10mΩ MAX. (TARGET DESIGN VALUE). AFTER TEST: Δ 30mΩ MAX.
    - INSULATION RESISTANCE: 100MΩ MIN. @ 500V DC.
    - DIELECTRIC WITHSTANDING VOLTAGE: 500V AC FOR 1 MINUTE.
  - MECHANICAL CHARACTERISTICS:**
    - INSERTION FORCE: 4.5kgf MAX.
    - WITHDRAWAL FORCE: 1.0~4.0kgf.
  - LIFE TEST: 10,000 CYCLES.
  - OTHER GENERAL SPEC. TO REFER "HDMI SERIES SPEC".
  - TO CONFORM TO THE SINGATRON HAZARDOUS SUBSTANCE FREE SPEC.
  - HALOGEN FREE PRODUCT IDENTIFICATION LABEL ON PACKAGING.
  - PACKAGE: SEE "2HE1619-111X11F" PACKAGE.
  - FOR REFLOW SOLDERING LEAD-FREE PROCESS.



**PART NO.**  
**2HE1619-111X11F**  
C.H:-0.92mm  
DIM A  
1: 1.30mm  
OPTIONAL  
1: WITHOUT TOP MYLAR

SUFFIX: HALOGEN FREE  
PACKAGE  
1: TAPE AND REEL  
OPTIONAL  
HOUSING COLOR  
1: BLACK  
CONTACT PLATING  
1: GOLD FLASH OVER ALL  
2: 30u" GOLD PLATING ON CONTACT AREA,  
GOLD FLASH ON SOLDER AREA



F	INK	BLACK
E	BOTTOM COVER	HIGH TEMP. THERMOPLASTIC UL 94V-0 BLACK
D	TOP COVER	HIGH TEMP. THERMOPLASTIC UL 94V-0 BLACK
C	CONTACT	19 COPPER ALLOY SEE PART NO.
B	SHELL	1 STAINLESS STEEL NICKEL
A	HOUSING	1 HIGH TEMP. THERMOPLASTIC UL 94V-0 BLACK
NO	DESCRIPTION	QTY
UNLESS OTHERWISE SPECIFIED TOLERANCES		
DECIMALS: ANGLES:		
X	:±0.5	X :±2°
X.X	:±0.3	X.X :±1°
X.XX	:±0.2	
TITLE HDMI A TYPE FEMALE, REVERSE, SINKING, C.H=-0.92mm		
DWG W-C 20130710 PART NO. 2HE1619-111X11F		
CHKD SCALE 1:1 UNIT: mm		
APVD AME20130710 SIZE: A3 SHEET: 1 OF 1 REV: A		

Singatron Enterprise Co., Ltd.  
信亨企業股份有限公司

**CUSTOMER COPY**