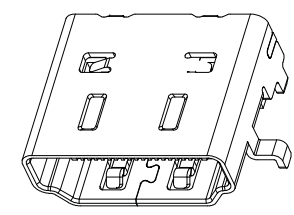
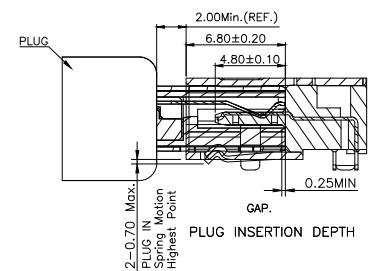
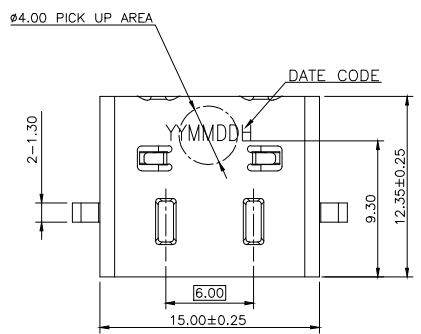


REV.	ECN NO OR DESCRIPTION	REVISED	DATE
A	PDR RELEASE	EVEN	2023.05.18



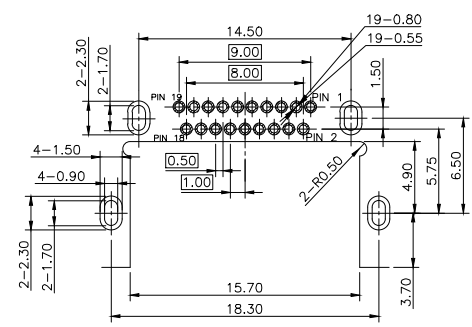
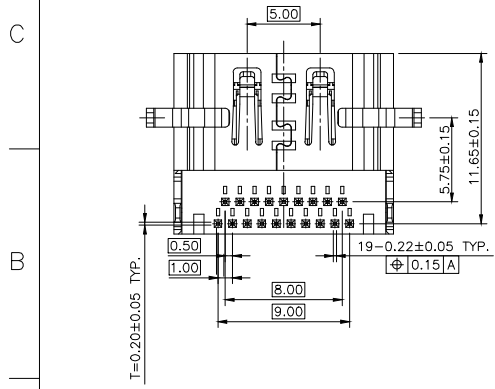
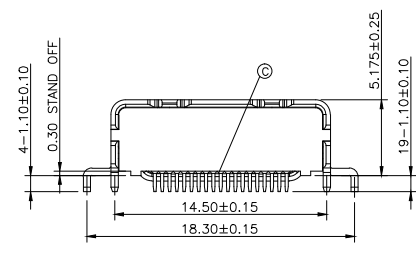
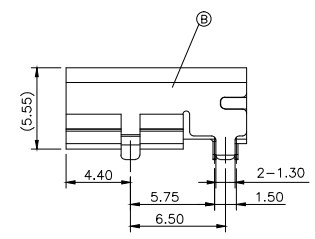
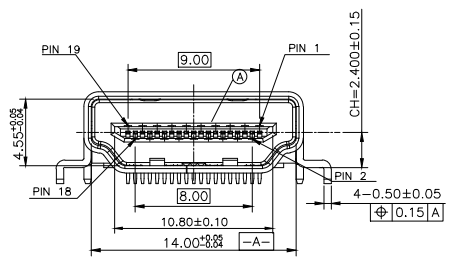
3D VIEW

- SPECIFICATIONS: (HDMI A TYPE)
- ELECTRICAL CHARACTERISTICS:
 - CURRENT RATING: 0.5 AMP.
 - VOLTAGE RATING: 40V.
 - INITIAL CONTACT RESISTANCE EXCLUDING CONDUCTOR RESISTANCE: 10mΩ MAX. (TARGET DESIGN VALUE). AFTER TEST: Δ 30mΩ MAX.
 - INSULATION RESISTANCE: 100MΩ MIN. @ 500V DC.
 - DIELECTRIC WITHSTANDING VOLTAGE: 500V AC FOR 1 MINUTE.
 - MECHANICAL CHARACTERISTICS:
 - INSERTION FORCE: 4.5Kgf MAX.
 - WITHDRAWAL FORCE: 1.0~4.0Kgf.
 - LIFE TEST: 10,000 CYCLES.
 - OTHER GENERAL SPEC. TO REFER "HDMI SERIES SPEC".
 - TO CONFORM TO THE SINGATRON HAZARDOUS SUBSTANCE FREE SPEC.
 - HALOGEN FREE PRODUCT IDENTIFICATION LABEL ON PACKAGING:
 - PACKAGE: SEE "2HE1816-001111F" PACKAGE.
 - FOR REFLOW SOLDERING LEAD-FREE PROCESS.



PART NO.
2HE1816-001111F

- SUFFIX: HALOGEN FREE
- PACKAGE: 1: TAPE AND REEL
- HOUSING COLOR: 1: BLACK
- CONTACT PLATING: 1: GOLD FLASH(1~3u") ON CONTACT AREA, MATTE TIN 75u" MIN. ON SOLDER AREA. 50u" MIN. NI UNDER PLATING OVERALL



RECOMMENDED PCB LAYOUT(TOP VIEW)
(DEFAULT DIMENSION TOL=±0.05mm)
(THICKNESS=1.0±0.10mm)

HDMI TYPE A PIN ASSIGNMENT

PIN	Signal Assignment
1	TMDS Data2+
2	TMDS Data2 Shield
3	TMDS Data2-
4	TMDS Data1+
5	TMDS Data1 Shield
6	TMDS Data1-
7	TMDS Data0+
8	TMDS Data0 Shield
9	TMDS Data0-
10	TMDS Clock+
11	TMDS Clock Shield
12	TMDS Clock-
13	CEC
14	Utility
15	SCL
16	SDA
17	DDC/CEC Ground
18	+5V Power
19	Hot Plug Detect

NO	DESCRIPTION	QTY	MATERIAL	PLATING & COLOR
C	CONTACT	19	C2680-H	SEE PART NO.
B	SHELL	1	SUS304	50u" MIN.NICKEL
A	HOUSING	1	LCP UL 94V-0	BLACK
UNLESS OTHERWISE SPECIFIED TOLERANCES	信音科技(香港)有限公司			
DECIMALS:	ANGLES:	TITLE	HDMI TYPE A FEMALE DIP TYPE	
X :±0.5	X :±2°	DWN	EVEN 2023.05.18 PART NO. 2HE1816-001111F	
X.X :±0.3	X.X :±1°	CHKD	SCALE:1:1	UNIT: mm
X.XX :±0.2		APVD	TERESA2023.05.18	SIZE: A3 SHEET:1 OF 1 REV:A
CUSTOMER COPY				