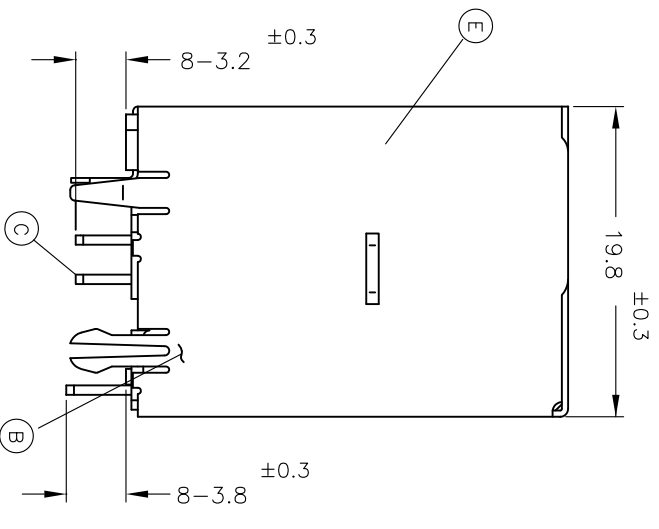
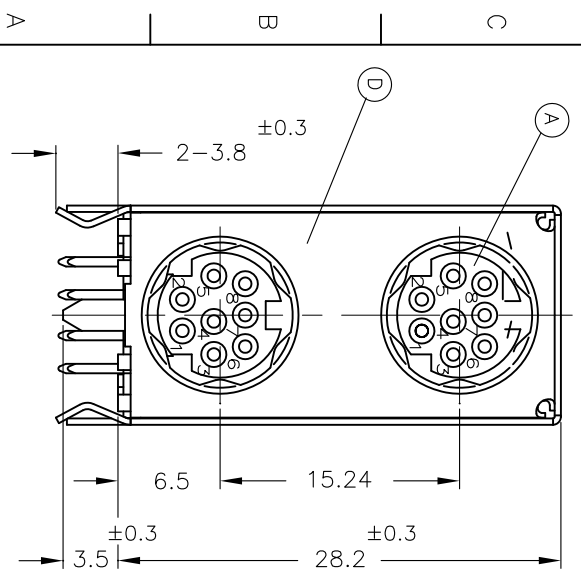



PCB LAYOUT  
(SOLDER SIDE)

- NOTE:
- SPECIFICATIONS: SEE 2MJ-0526 SERIES SPECIFICATIONS.
  - MARKING: MARK "2" ON REAR OF CONNECTOR.



REV.	ECN NO.	OR DESCRIPTION	REVISED	DATE
D	ECN NO.: T090004-7		KENSON	2009.8.24
E	ECN NO.: 1099004-7 2MJ-1526U10 2MJ-1521/2/3/4/SU110	信亨企業股份有限公司 Kenson 2MJ-1526U10 取件料號	HAODU	2010.5.21

E	SHIELDING B	1	SPCC 0.4t	TIN ALLOY PLATING
D	SHIELDING A	1	BRASS 0.3t	TIN ALLOY PLATING
C	CONTACTOR	16	COPPER ALLOY 0.3t	COLD FLASH ON MATING AREA, TIN ALLOY PLATING ON SOLDER TAILS, ALL OVER NICKEL PLATING.
B	COVER	1	PBT UL 94V-0	BLACK COLOR
A	BODY	1	PBT UL 94V-0	BLACK COLOR
NO	DESCRIPTION	QTY	MATERIAL	PLATING & COLOR
UNLESS OTHERWISE SPECIFIED TOLERANCES				
 Singatron Enterprise Co., Ltd. 信亨企業股份有限公司				
TITLE		DC POWER JACK		
DWM	DATE: 10/07/07	PART NO.	2MJ-1526U110	
CHKD	DATE: 10/07/07	SCALE	3:1 UNIT: mm	
APVD	DATE: 10/07/07	SIZE:	A3 SHEET: 1 OF 1 REV: E	
CUSTOMER COPY				