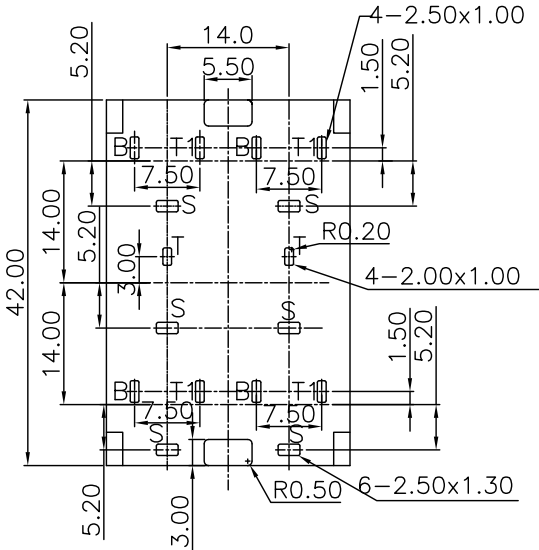
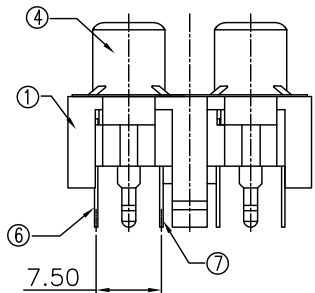
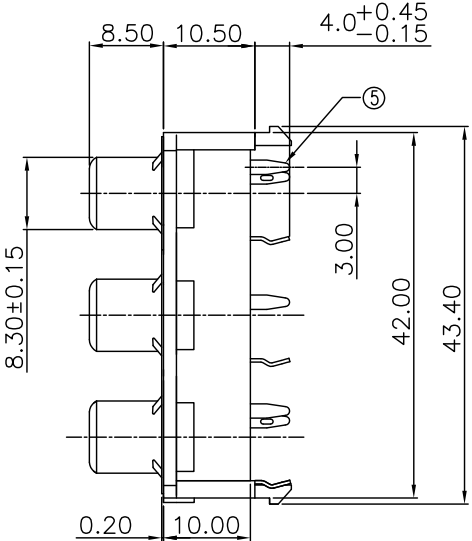
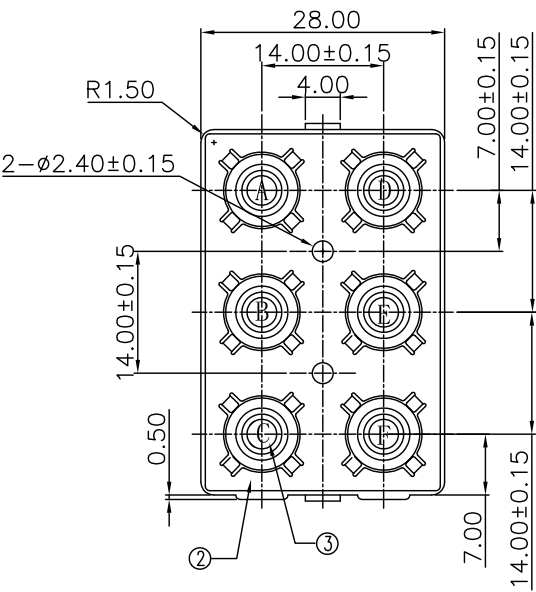


工程變更通知單號 ECN NO.	更改 REV	設 變 內 容 MODIFICATION	日 期 DATE	製 圖 DRAW	核 准 APPROVE
	A1	NEW DWG	2010.11.12	CODY	VIC

SCHEMATIC		COLOR	

7	TIP SPRING	4	C2680	T=0.3	MB: Cu/Sn PLATED
6	RING SPRING	4	C5191	T=0.4	MB: Cu/Sn PLATED
5	TERMINAL	2	C2680	T=0.5	MB: Cu/Sn PLATED
4	OUTER CONTACT	6	C2680	T=0.4	MB: Cu/Sn PLATED
3	WASHER	6	PBT		UL-94V0
2	SEALED PLATE	1	SUS	T=0.2	
1	HOUSING	1	PBT(BLACK)		UL-94V0
NO.	DESCRIPTION	QUANTITY	MATERIAL		REMARK

-TOLERANCES- UNLESS OTHERWISE SPECIFIED		SINGATRON U.S.A.							
				FILE NO: KQF-ED001-A1					
		TITLE: PIN-JACK							
X.X	±0.38	X.X°	±3°	APPD: VIC	PRODUCT NO: 2PJ-WT01006H2D-H				
X.XX	±0.30	X.XX°	±1°	CHECK: VIC	DATE	SCALE	UNIT	TYPE	PAGE
X.XXX	±0.10	X.XXX°	±0.5°	DRAW: CODY	2010.11.12	FREE	MM	CD	1



T:1.6 Dimensions of PC board holes

Tolerance : ±0.1(Printed-top view)