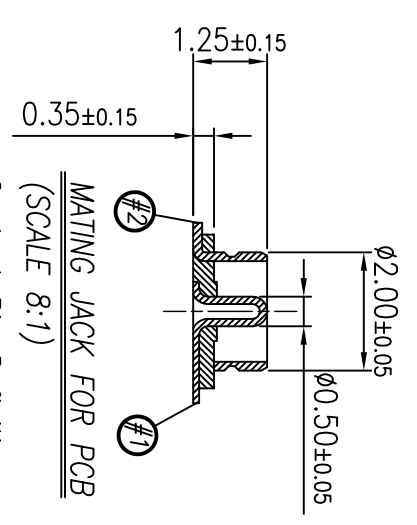


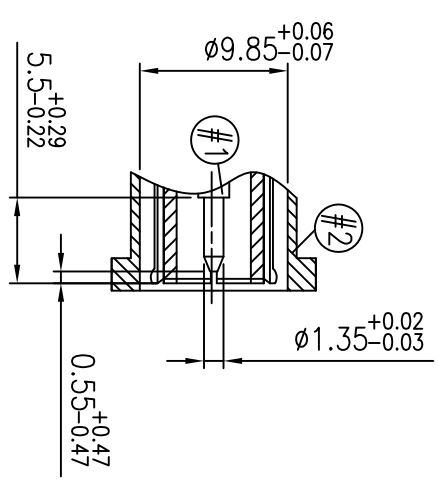
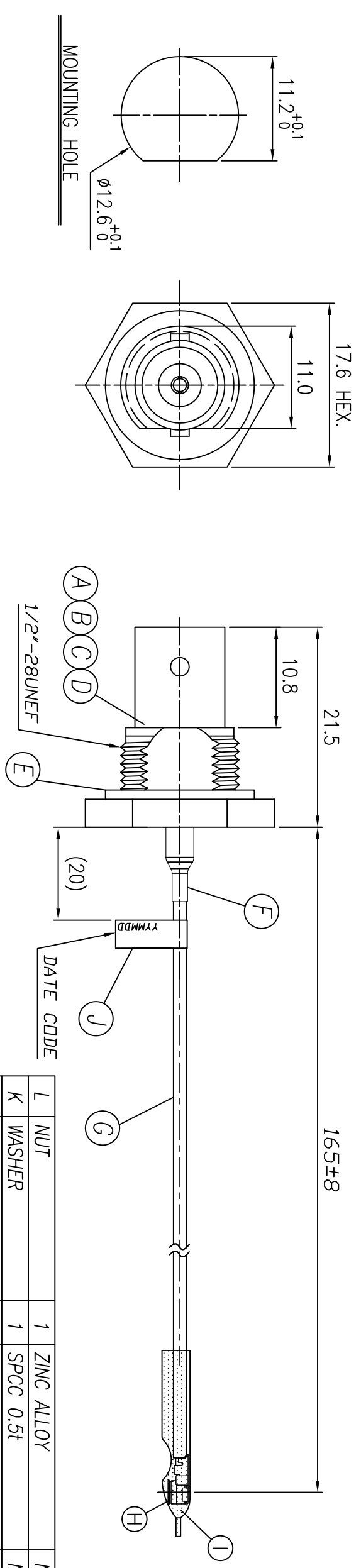
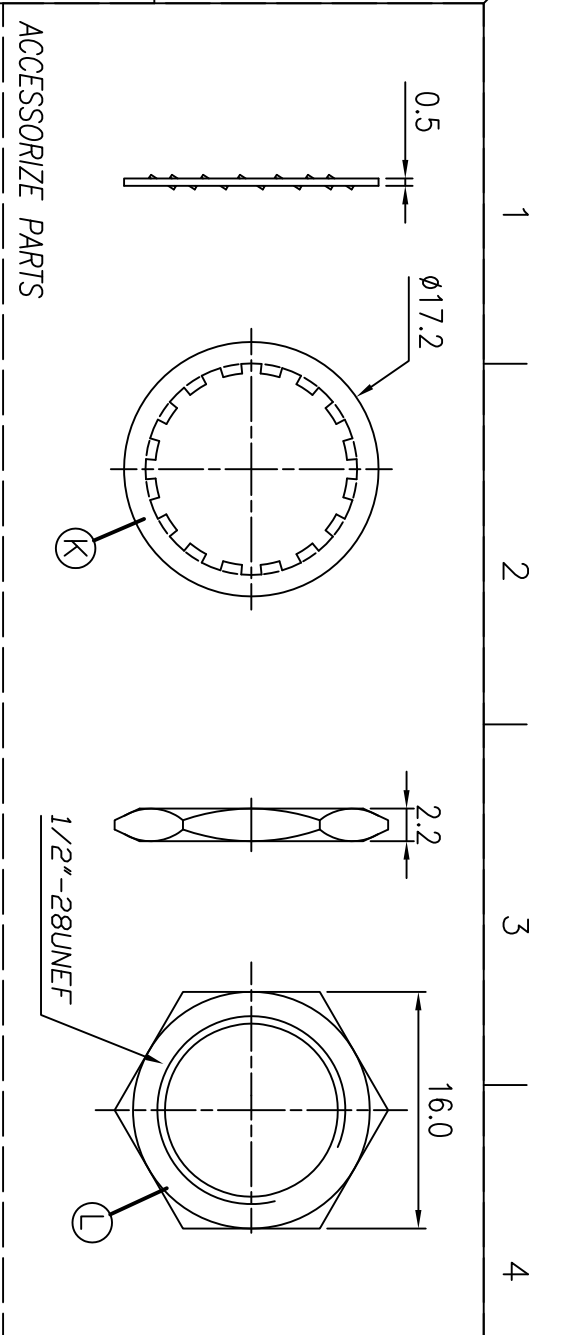
REV.	ECN NO OR DESCRIPTION	REVISED	DATE
A	PRODUCT RELEASE	BERYL	2012.12.26

PART NO.:
2RF1005-015000F

NO.	STATEMENT
0	Hold Back
1	STRAIGHT 75Ω
5	ASSEMBLY FOR CABLE+PANEL
0	JACK
00	SERIES NO.
F	HALOGEN FREE



Contact Pin Definition	
#1	Signal
#2	Ground



MATING PLUG
 Contact Pin Definition

PIN	FUNCTION
#1	Signal
#2	Ground

- SPECIFICATIONS:**
1. IMPEDANCE : 75 Ω NOMINAL
 2. FREQUENCY RANGE : 0~1 GHz
 3. VOLTAGE RATING : 500 Vrms
 4. OTHER GENERAL SPEC. TO REFER "2RF1005-X150XXF SPEC"
 4. TO CONFORM TO THE SINGATRON HSF SPEC.
 5. PRODUCT IDENTIFICATION LABEL ON PACKAGING:



NO	DESCRIPTION	QTY	MATERIAL	PLATING & COLOR
L	NUT	1	ZINC ALLOY	NICKEL PLATING
K	WASHER	1	SPCC 0.5t	NICKEL PLATING
J	LABEL	1	6X20L	WHITE COLOR
I	PROTECT TUBE	1	φ3.0x20L	TRANSPARENT COLOR
H	Mirco Coaxial Conn.	1	BRASS	GOLD PLATING
G	WIRE	1	φ1.37 Coaxial Cable	GRAY COLOR
F	HEAT SHRINK TUBE	1	φ2.5x10L	BLACK COLOR
E	O-RING	1	SILICONE	ORANGE COLOR
D	COPPER STOPPER	1	BRASS	NICKEL PLATING
C	CENTER CONTACT	1	BRASS	GOLD FLASH
B	INSULATOR	1	TEFLON_HF	WHITE COLOR
A	ALLOY BODY	1	ZINC ALLOY	NICKEL PLATING
NO	DESCRIPTION	QTY	MATERIAL	PLATING & COLOR

Singatron Enterprise Co., Ltd.
 信音企業股份有限公司

CABLE ASSEMBLY (BNC)

TITLE	DECIMALS:	ANGLES:
DWN	±0.5	±2°
CHKD	±0.3	±1°
APVD	±0.2	

CUSTOMER COPY