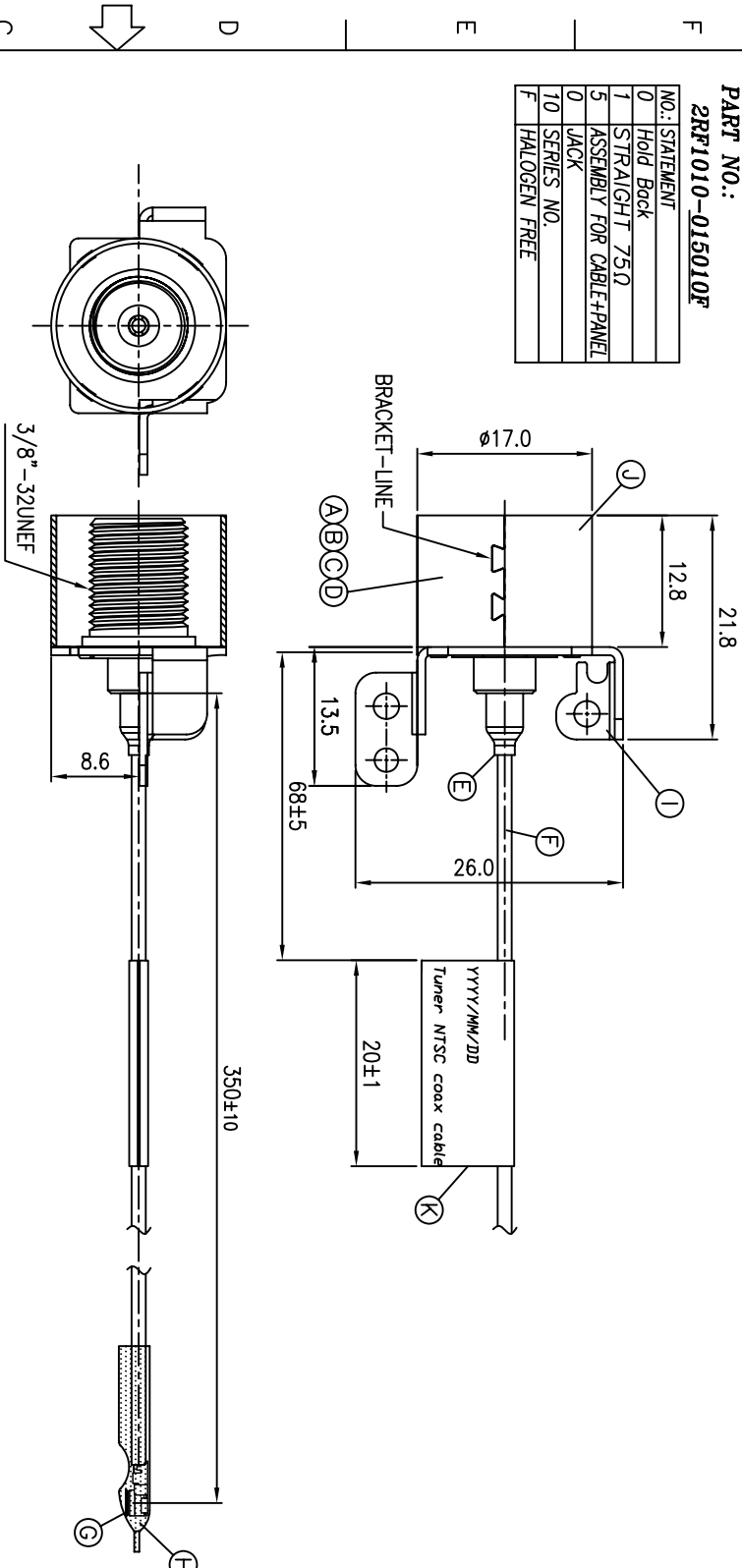


REV.	ECN NO.	OR DESCRIPTION	REVISED	DATE
A		PRODUCT RELEASE	BERYL	2012.06.04

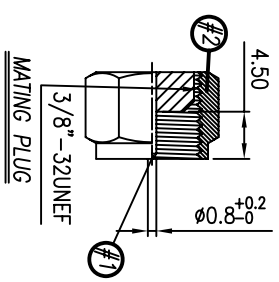
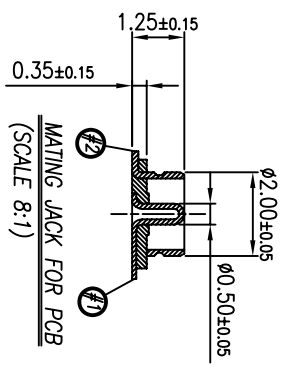
PART NO.:
2RF1010-015010F

NO.:	STATEMENT
0	Hold Back
1	STRAIGHT 75Ω
5	ASSEMBLY FOR CABLE+PANEL
0	JACK
10	SERIES NO.
F	HALOGEN FREE



Contact Pin Definition
(SCALE 8:1)

PIN	FUNCTION
#1	Signal
#2	Ground



Contact Pin Definition

PIN	FUNCTION
#1	Signal
#2	Ground

CONTACT PIN DEFINITION

- SPECIFICATIONS:
1. IMPEDANCE : 75 Ω for NTSC NORMAL
 2. FREQUENCY RANGE : 0~1 GHz
 3. OTHER GENERAL SPEC. TO REFER "2RF1010-015010F SPEC."
 4. TO CONFORM TO THE SINGATRON HSF SPEC.
 5. PRODUCT IDENTIFICATION LABEL ON PACKAGING.



A B C D E F

NO.	DESCRIPTION	QTY	MATERIAL	PLATING & COLOR
K	LABEL	1	20x18mm	WHITE COLOR
J	BRACKET COVER	1	SPCC 0.5t	NICKEL PLATING
I	BRACKET	1	SPCC 0.8t	NICKEL PLATING
H	PROTECT TUBE	1	φ3.0x20L	TRANSPARENT COLOR
G	M/RCO COAXIAL CONN.	1	BRASS	GOLD PLATING
F	WIRE	1	φ1.37 COAXIAL CABLE	GRAY COLOR
E	HEAT SHRINK TUBE	1	φ3x6L	BLACK COLOR
D	COPPER ALLOY	1	BRASS	NICKEL PLATING
C	CENTER CONTACT	1	BRASS	NICKEL PLATING
B	INSULATOR	1	TEFLON_HF	WHITE COLOR
A	COPPER BODY	1	BRASS	NICKEL PLATING
NO.	DESCRIPTION	QTY	MATERIAL	PLATING & COLOR

UNLESS OTHERWISE SPECIFIED TOLERANCES

DECIMALS:	ANGLES:
X : ±0.5	X : ±2°
X.X : ±0.3	X.X : ±1°
X.XX : ±0.2	

Singatron Enterprise Co., Ltd.
信音企業股份有限公司

Cable Assembly(F)

DWN: BERN 2012/6/4 PART NO. 2RF1010-015010F

CHKD: LFT 2012/6/4 SCALE 2:1 UNIT: mm

APVD: ANEIA 2012/6/4 SIZE: A3 SHEET: 1 OF 1 REV: A

CUSTOMER COPY