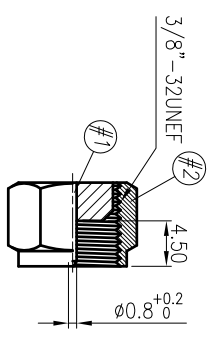
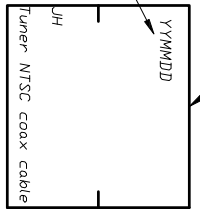
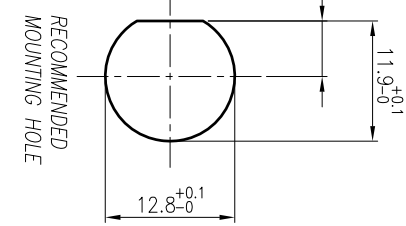
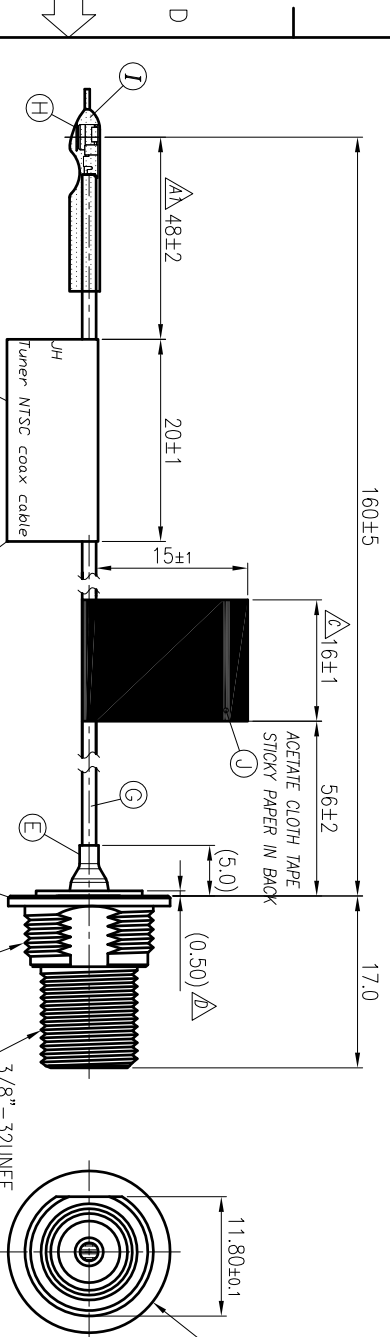


PART NO.:
2RF1010-015106F

NO.1 STATEMENT
0 Hold Back
1 STRAIGHT 75Ω
5 ASSEMBLY FOR CABLE+PANEL
1 JACK
06 SERIES NO.
F HALOGEN FREE

REV.	ECN NO.	OR DESCRIPTION	REVISED	DATE
C	ECN NO.T110067		BERYL	2011.12.19
D	ECN NO.T110053		BERYL	2012.01.17



MATING PLUG

Contact Pin Definition

PIN	FUNCTION
#1	Signal
#2	Ground

- SPECIFICATIONS: (TYPE F)**
1. IMPEDANCE : 75 Ω for NTSC NOMINAL
 2. FREQUENCY RANGE : 0~1 GHz
 3. OTHER GENERAL SPEC. TO REFER "2RF1010-015106F SPEC".
 4. TO CONFORM TO THE SINGATRON HSF SPEC.
 5. PRODUCT IDENTIFICATION LABEL ON PACKAGING.



ITEM	DESCRIPTION	QTY	MATERIAL	PLATING & COLOR
L	NUT	1	ZINC ALLOY	NICKEL PLATING
K	WASHER	1	SPEC 0.5t	NICKEL PLATING
J	ACETATE CLOTH TAPE	1	0.18t Δ	BLACK COLOR
I	PROTECT TUBE	1	φ3.0x20L	TRANSPARENT COLOR
H	Micro Coaxial Conn.	1	(50 ohm)Brass	GOLD PLATING
G	WIRE	1	φ1.37 Coaxial Cable	GRAY COLOR
F	LABEL	1	20x18mm	WHITE COLOR
E	HEAT SHRINK TUBE	1	φ2.5x5L	BLACK COLOR
D	ALLOY STOPPER	1	ZINC ALLOY	NICKEL PLATING
C	CENTER CONTACT	1	PHOSPHOR BRONZE 0.2t	GOLD FLASH
B	INSULATOR	1	POLYCARBONATE_HF	WHITE COLOR
A	ALLOY BODY	1	ZINC ALLOY	NICKEL PLATING
NO	DESCRIPTION		MATERIAL	PLATING & COLOR

UNLESS OTHERWISE SPECIFIED TOLERANCES

DECIMALS:	ANGLES:
±0.5	±2°
±0.3	±1°
±0.2	

Singatron Enterprise Co., Ltd.
信音企業股份有限公司

Cable Assembly(F)

TITLE	Part No.2RF1010-015106F
DWN	REV. 2012.11.7
CHKD	REV. 2012.11.9
APVD	ANGA 2012.11.9
SCALE 2:1	UNIT: mm
SIZE: A3	SHEET: 1 OF 1
REV: D	

CUSTOMER COPY