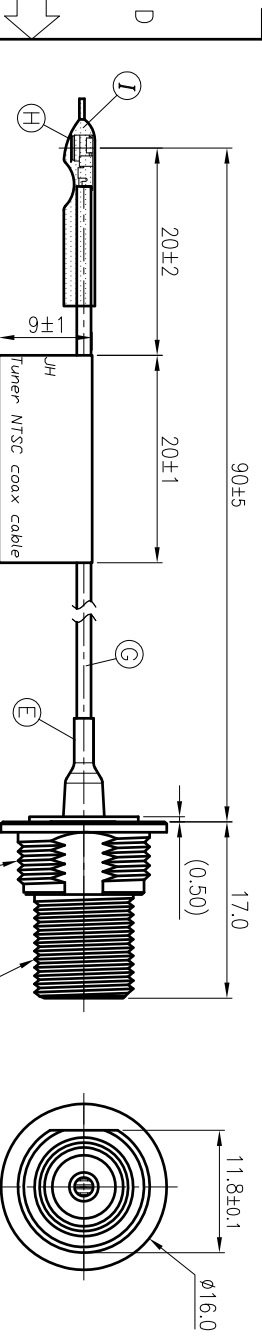
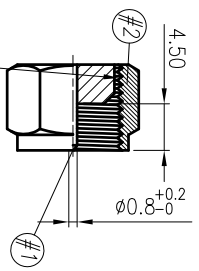
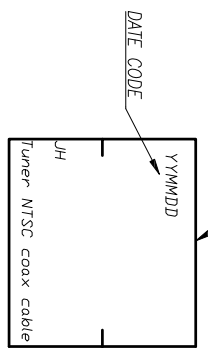
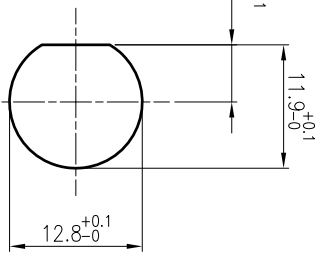


**PART NO.:**  
**2RF1010-015109F**

NO.1	STATEMENT
0	Hold Back
1	STRAIGHT 75Ω
5	ASSEMBLY FOR CABLE+PANEL
1	JACK
09	SERIES NO.
F	HALOGEN FREE



RECOMMENDED MOUNTING HOLE



MATING PLUG

Contact Pin Definition

PIN	FUNCTION
#1	Signal
#2	Ground

- SPECIFICATIONS:**
1. IMPEDANCE : 75 Ω for NTSC NOMINAL
  2. FREQUENCY RANGE : 0~1 GHz
  3. OTHER GENERAL SPEC. TO REFER "2RF1010-015109F SPEC".
  4. TO CONFORM TO THE SINGATRON HSF SPEC.
  5. PRODUCT IDENTIFICATION LABEL ON PACKAGING.



REV	ECN NO OR DESCRIPTION	REVISED	DATE
A	PDR NO.IT110627-4B PRODUCT RELEASE	BERYL	2012.03.23

K	NUT	1	ZINC ALLOY	NICKEL PLATING
J	WASHER	1	SPCC 0.5t	NICKEL PLATING
I	EP PROTECT TUBE	1	φ3.0x20L	TRANSPARENT COLOR
H	Mico Coaxial Conn.	1	(50 ohm)Brass	GOLD PLATING
G	WIRE (75 ohm)	1	φ1.37 Coaxial Cable	GRAY COLOR
F	LABEL	1	20x18	WHITE COLOR
E	HEAT SHRINK TUBE	1	φ2.5x10L	BLACK COLOR
D	ALLOY STOPPER	1	ZINC ALLOY	NICKEL PLATING
C	CENTER CONTACT	1	PHOSPHOR BRONZE 0.2t	GOLD FLASH
B	INSULATOR	1	POLYCARBONATE HF	WHITE COLOR
A	ALLOY BODY	1	ZINC ALLOY	NICKEL PLATING
NO	DESCRIPTION	QTY	MATERIAL	PLATING & COLOR

UNLESS OTHERWISE SPECIFIED TOLERANCES

DECIMALS:	ANGLES:
X : ±0.5	X : ±2°
XX : ±0.3	XX : ±1°
XXX : ±0.2	

Singatron Enterprise Co., Ltd.  
 信音企業股份有限公司  
**Cable Assembly(F)**  
 DWG: 2012.3.23 PART NO. 2RF1010-015109F  
 CHKD: SCALE 2:1 UNIT: mm  
 APVD: ANGBA 2012.3.23 SIZE: A3 SHEET: 1 OF 1 REV: A  
**CUSTOMER COPY**

1 2 3 4 5

6

7

8