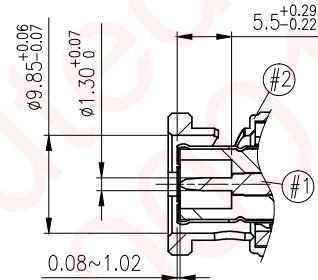
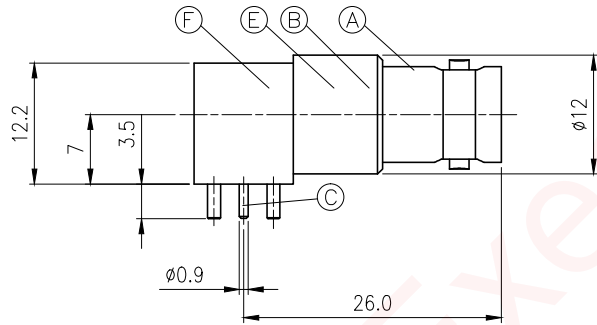
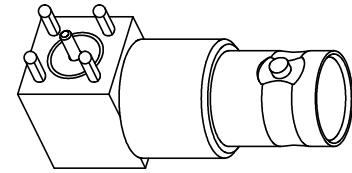


REV.	ECN NO OR DESCRIPTION	REVISED	DATE
A	PDR NO.S111012-8A	Soldier	2012/5/3
B	ECN NO.S150659-C	YUREN	2015/8/06

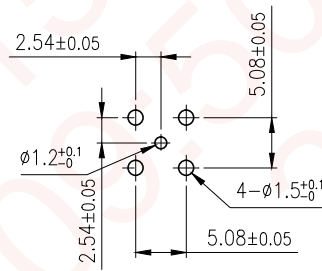
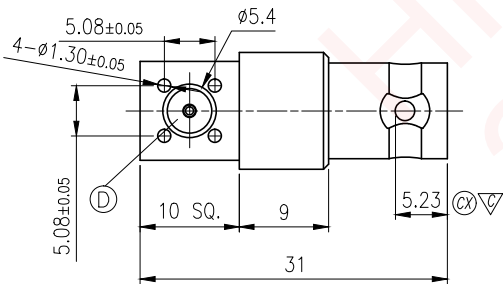


MATING PLUG
Contact Pin Definition

PIN	FUNCTION
#1	Signal
#2	Ground

SPECIFICATIONS: (RF CONN. BNC)

- ELECTRICAL CHARACTERISTICS:
 - 1-1. IMPEDANCE : 75 OHM
 - 1-2. VSWR : 1.5 MAX.
 - 1-3. FREQUENCY RANGE: 0~1.5 GHz.
 - 1-4. DIELECTRIC WITHSTANDING VOLTAGE : 1500 VRMS , MIN.
- ENVIRONMENTAL CHARACTERISTICS:
 - 2-1. TEMPERATURE RANGE : -65~+165 °C
- LIFE TEST: 500 CYCLES MIN.
- OTHER GENERAL SPEC. TO REFER "2RF3005-061000H SPEC".
- TO CONFORM TO THE EU RoHS DIRECTIVE.
- PRODUCT IDENTIFICATION LABEL ON PACKAGING: **RoHS**
- PACKAGING BY TRAY.



PCB MOUNTING HOLE.

NO	DESCRIPTION	QTY	MATERIAL	PLATING & COLOR
F	SHELL	1	Brass	Ni Plated.
E	CRIMP RING	1	Brass	Ni Plated.
D	INSULATOR	1	PTFE	NATURAL
C	CONTACT PIN	1	TIN BRONZE	Au Plated.
B	INSULATOR	1	PTFE	NATURAL
A	BODY	1	Brass	Ni Plated.

UNLESS OTHERWISE SPECIFIED TOLERANCES

Singatron Enterprise Co., Ltd.
信音企業股份有限公司

DECIMALS:	ANGLES:	TITLE	BNC JACK 75 OHM		
X :±0.5	X :±2°	DWN	YUREN	PART NO.2RF3005-061000H	
X.X :±0.3	X.X :±1°	CHKD	CERRY	SCALE 2:1	UNIT: mm
X.XX :±0.2		APVD	LIAO	SIZE: A3	SHEET:1 OF 1
CUSTOMER COPY					