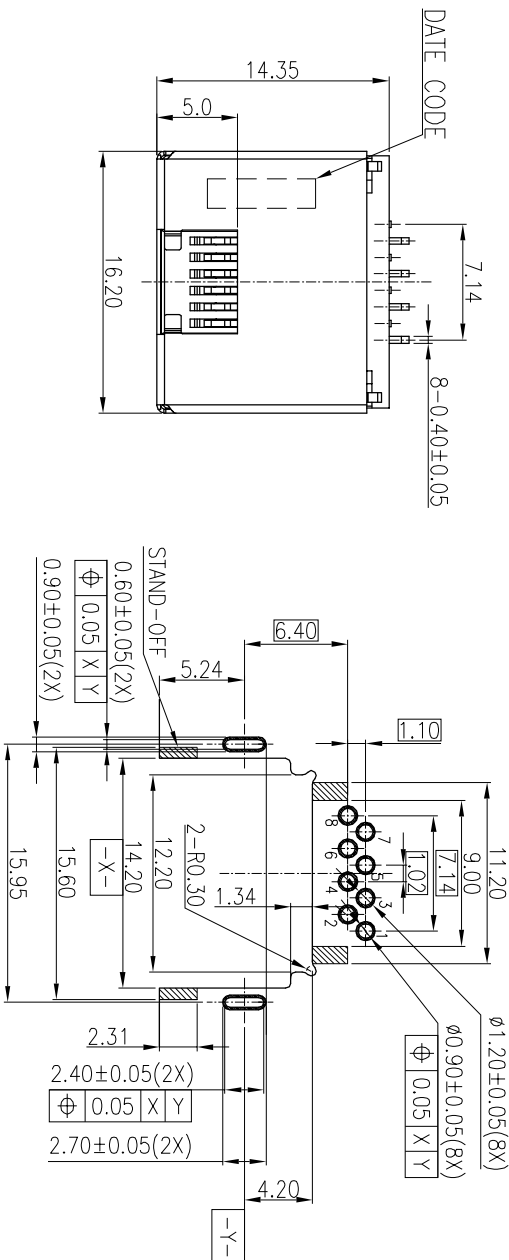
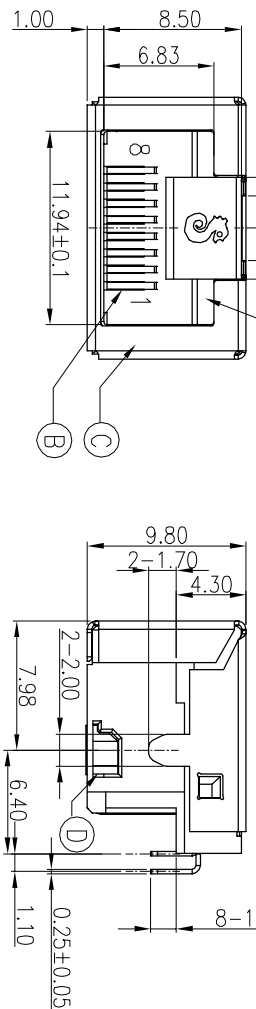


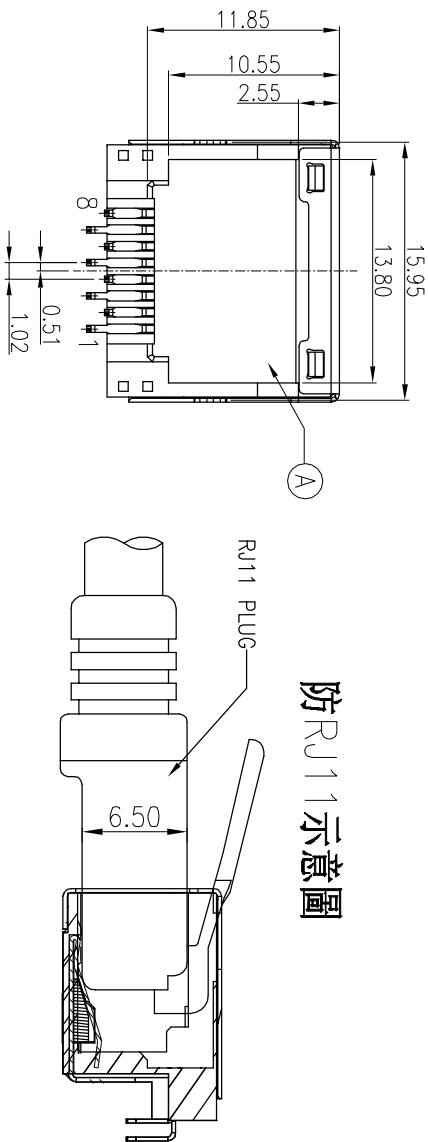
REV.	ECN NO OR DESCRIPTION	REVISED	DATE
A	PDR NO:S210120-2A	PAN	2021.10.13



RJ11 PREVENTER
RECOMMENDED PCB LAYOUT
TOP VIEW : TOL.±0.05
(PCB THICKNESS=1.20mm)



防RJ11示意图



SPECIFICATIONS:

- ELECTRICAL CHARACTERISTICS:
 - CURRENT RATING: 0.5A MAX.
 - VOLTAGE RATING: 150V MAX.
 - CONTACT RESISTANCE : 50mΩ MAX.(INITIAL). 100mΩ MAX.(AFTER LIFE TEST).
 - INSULATION RESISTANCE : 100MΩ MIN.
- MECHANICAL CHARACTERISTICS:
 - DURABILITY: 5000 CYCLES.
 - INSERTION FORCE: 2.25kg MAX. WITH LATCH DEPRESSED.
 - WITHDRAWAL FORCE: 4.5kg MAX. WITH LATCH DEPRESSED.
 - OPERATING TEMPERATURE:-30℃ ~ +70℃.
- MARKING: MARK "S" INSIDE OF THE CONNECTOR.
- PACKAGING : TAPE & REEL.
- TO CONFORM TO SINGATRON HAZARDOUS SUBSTANCE FREE SPEC.
- HALOGEN FREE PRODUCT IDENTIFICATION
- MARK ON PRODUCT: S
- HALOGEN FREE PRODUCT IDENTIFICATION LOGO ON THE PACKAGING: S
- FOR REFLOW SOLDERING LEAD-FREE PROCESS.
- PRINTED DATE CODE" YY MM DD " ON TOP OF THE CONNECTOR.

DD: DAY
MM: MONTH
YY: YEAR

D	STOP	2	HIGH TEMP.THERMOPLASTIC	UL 94V-0 & BLACK
C	SHELL	1	STAINLESS STEEL T:0.25mm	50μ"Min. SOLDERING IN PLATING
B	8PBC CONTACT	8	PHOSPHOR BRONZE T:0.25mm	3/4" PLATING ON CONTACT AREA 50μ"Min. WHITE TIN PLATING ON SOLDER TAIL AREA 50μ"Min. NI UNDER PLATING
A	BODY	1	PA-10T 30%GF	UL 94V-0 & BLACK
UNLESS OTHERWISE SPECIFIED TOLERANCES		QTY	MATERIAL	PLATING & COLOR
DECIMALS:		ANGLES:	TITLE	
X	±0.5	X	±2°	PAN
X,X	±0.3	X,X	±1°	ALLEN
X,X,X	±0.2			APVD
			SCALE 4:1	UNIT: mm
			SIZE: A3	SHEET:1 / 1
			REV: A	

Singatron Enterprise Co., Ltd.
信登企業股份有限公司

RJ45 JACK
PART NO. 2RJ3062-168211F
SCALE 4:1
UNIT: mm
SHEET:1 / 1
REV: A

CUSTOMER COPY