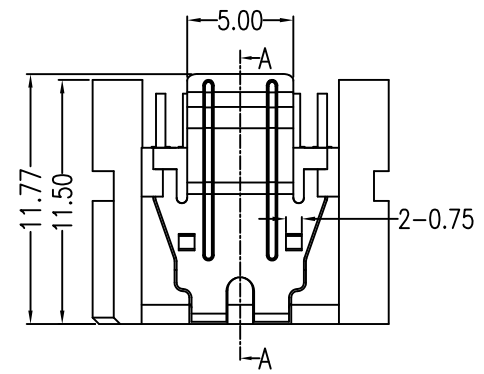
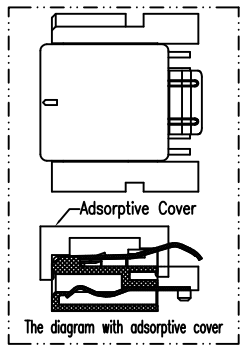
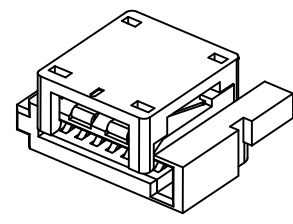
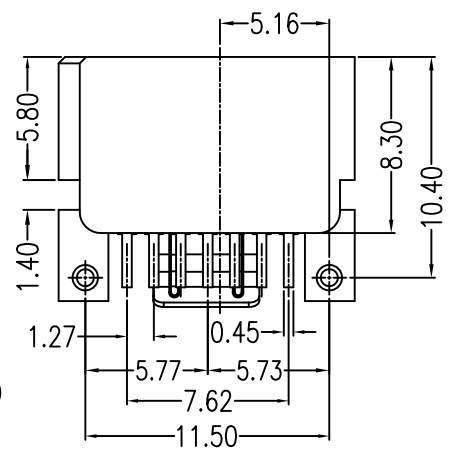
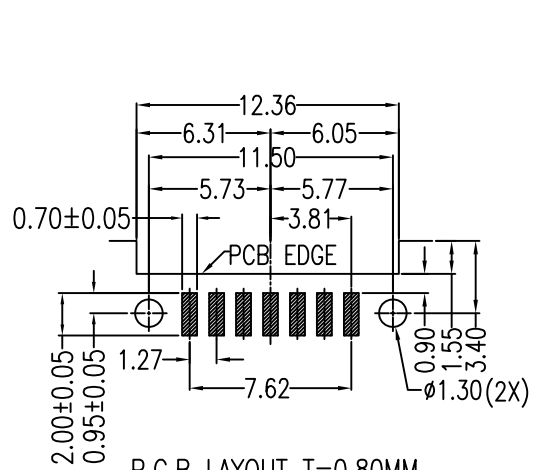
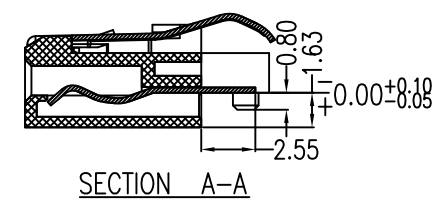
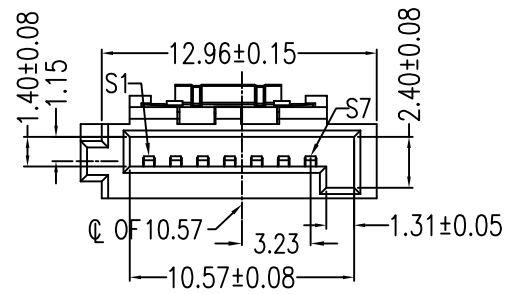
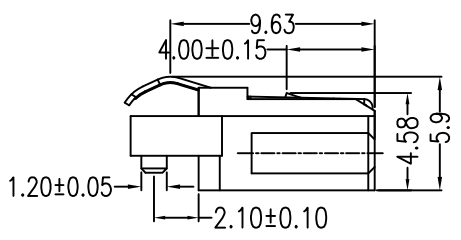


REV.	ECN.NO.	DATE
A	RELEASED	06/07/11



Signal Segment	
Name	Type
S1	GND
S2	A+
S3	A-
S4	GND
S5	B-
S6	B+
S7	GND



Notes:

***Material**

Housing: LCP +50%G.F,UL 94V-0 rated,Color: Black;
 Adsorption cover: LCP +50%G.F,
 UL 94V-0 rated,Color: Black;
 Latch: SUS304;
 Contact: Phosphor Bronze;
 Plating: Au Plating on contact area,
 Sn(100u"Min) plating on Solder tail,
 Ni(40u" Min) underplating overall;

***Mechanical**

Insertion Force: 45N Max.
 Withdrawal Force: 10N Min.
 Durability: 500 cycles

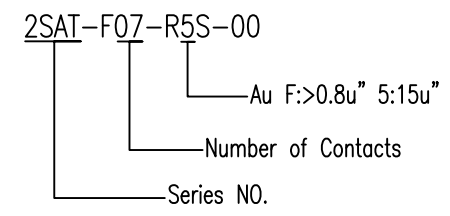
***Electrical Specification**

Operation Voltage: 100V AC Max;
 Current Rating: 1.5 Ampere per contact;
 Contact Resistance: 30mΩ Max;
 Insulation Resistance: 1000MΩ Min;
 Dielectric Withstanding Voltage: 500V AC.

***Environmental**

Operating Temperature: -55°C to +105°C

***How To Order**



P.C.B LAYOUT T=0.80MM
COMPONENT SIDE

Units	mm	Scale	2:1	Drawing By	Data	SINGATRON U.S.A.				
Tolerance Unless Otherwise Specified				Peter	06/07/11					
.X	~	±0.38		Reviewed By	Data	Date	06/07/11	Title	SATA 7P Female SMT Connector	
.XX	~	±0.25		Sharon	06/07/11	Sheet	1 of 1			
.XXX	~	±0.20		Approval By	Data	Third Angle Projection				
Angle	~	± 3°		Jason	06/08/11	Drawing No.	2SAT-F07-R5S-00	REV	A	