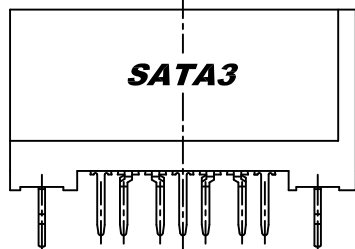
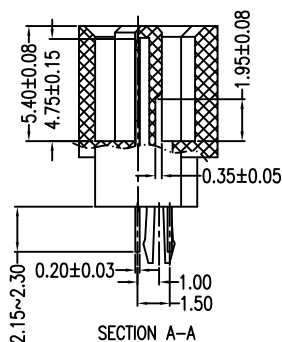


REV.	ECN.NO.	DATE
A	RELEASED	10/27-'10
B	Modify Harpoon 1.60~1.45	10/24-'14



LOGO VIEW
SCALE 1:1



SECTION A-A

PIN	SIGNAL NAME
S1	GND
S2	A+
S3	A-
S4	GND
S5	B-
S6	B+
S7	GND

NOTES:

***Material**
Housing: Nylon46, UL94 V-0 Rated;
Contact: Brass
Plating: Au plating on contact area;
Sn(100u" Min.) plating on solder tail;
Ni(40u" Min.) underplating overall.
Harpoon: Brass
Plating: Sn(100u" Min.) plating over Ni(40u" Min.)

***Mechanical**

Insertion Force: 45N Max.
Withdrawal Force: 10N Min.
Durability: 50 cycles

***Electrical Specification**

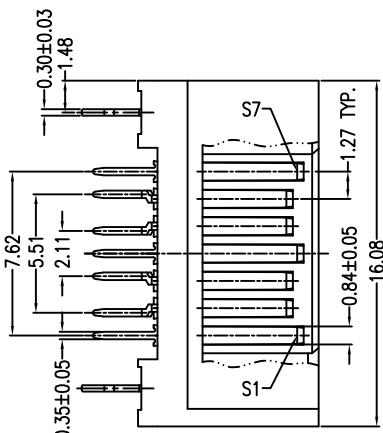
Current Rating: 1.5 Ampere per contact
Contact Resistance: 30mΩ Max.
Insulation Resistance: 1000MΩ Min.
Dielectric Withstanding Voltage: 500V AC

***Environmental**

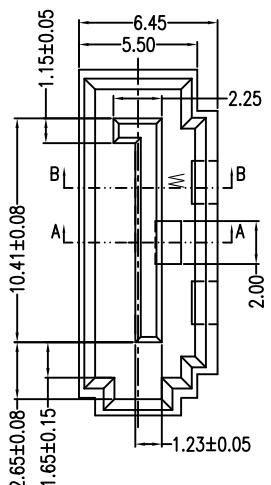
Operating Temperature: -55°C to +85°C

***How to Order**

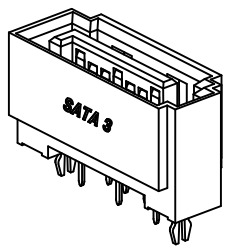
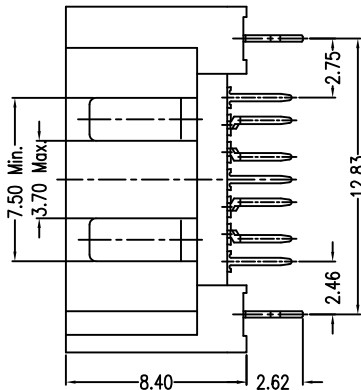
2SAT-M07-V5D-GK
— 3:White; K:Red(185C); V:Blue(2935U)
— Au: F:>0.8u"; 5:15u"; 3:30u"
— Number Of Contact
— Serial ATA 3.0



PCB LAYOUT(T=1.60mm)
COMPONENT SIDE



SECTION B-B



Units	mm	Scale
Tolerance Unless Otherwise Specified	.X ~ ±0.35	
	.XX ~ ±0.25	
	.XXX ~ ±0.15	
Angle	~ ± 3°	

Singatron Enterprise Co., Ltd.			
TITLE	SATA 3.0 7P Straight DIP Type Shield(Two Hold) Male(No Mark)		
DWN	Approved/24-'14	PART NO. 2SAT-M07-V5D-Gx	
CHKD	Approved/24-'14	SCALE 1:1	UNIT: mm
APVD	Approved/24-'14	SIZE: A3	SHEET:1 OF 1 REV: B
CUSTOMER COPY			