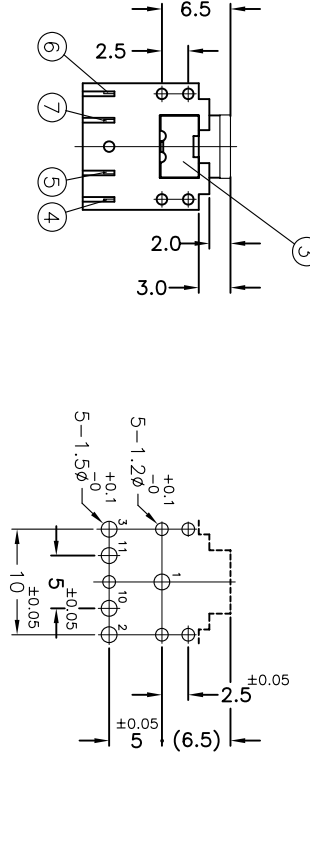
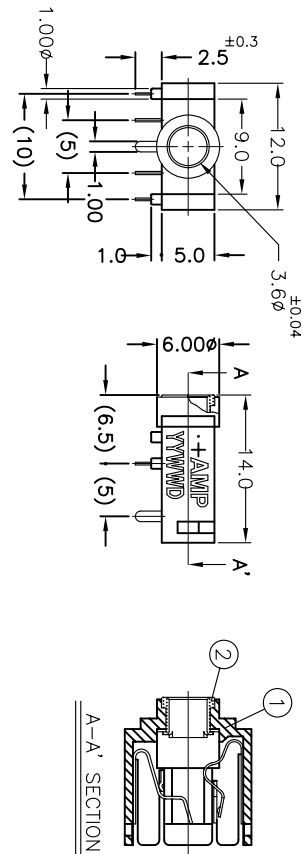
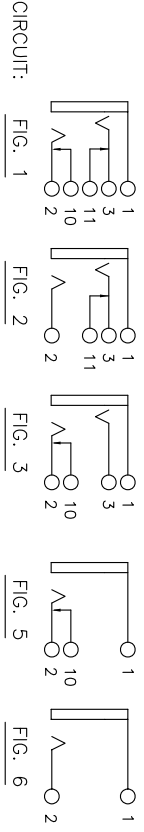


1 2 3 4 5



P.C.B. LAYOUT
SOLDER SIDE



"TABLE 1" A

DRAWING NO.	CIRCUIT	TIP SPRING	RING SPRING	SHUNT TERMINAL A	SHUNT TERMINAL B
2SJ-0100-001	FIG. 1	1	1	1	1
2SJ-0101-001	FIG. 2	1	1		1
2SJ-0102-001	FIG. 3	1	1	1	
2SJ-0104-001	FIG. 5	1		1	
2SJ-0105-001	FIG. 6	1			

Form: 2 1 2 3 4 5

6 7 8

REV.	ECN NO. OR DESCRIPTION	REVISED	DATE
D	ECN NO.: 91008	EVEN	2/21-'02
E	A 料號變更 · ECN NO.: 20900047	KENSON	8/25/09

- SPECIFICATIONS:
- RATING: DC 12V 0.5A
 - INSULATION RESISTANCE BETWEEN ANY ADJACENT OPEN CIRCUIT TERMINAL SHALL NOT BE LESS THAN 100Ω MEASURED BY 500 VDC MEGGER.
 - CONTACT RESISTANCE: $30m\Omega$ MAX.
 - INSULATION VOLTAGE WITHSTAND: 500VAC FOR ONE MINUTE.
 - AFTER EXPOSED AT TEMPERATURE OF $40 \pm 2^{\circ}C$ AND AT RELATIVE HUMIDITY OF 90%-95% FOR 96HOURS AND DRIED AT ROOM TEMPERATURE FOR 30 MINUTES, JACK SHALL BE SATISFIED ITEMS 2, 3.
 - LIFE TEST: 5,000 CYCLES MIN.
 - INSERTION FORCE: 0.4-3Kg. AFTER LIFE TEST 0.3-3Kg.
 - WITHDRAWAL FORCE: 0.4-3Kg. AFTER LIFE TEST 0.3-3Kg.
 - MEASURING CONDITION:
TEMPERATURE: FROM $5^{\circ}C$ TO $35^{\circ}C$.
RELATIVE HUMIDITY: FROM 40% TO 85%.
 - AFTER LIFE TEST, CONTACT RESISTANCE: $100m\Omega$ MAX.
 - AFTER HUMIDITY TEST, INSULATION RESISTANCE: 50M MIN.
 - * : SEE "TABLE 1"
 - PACKING: TUBE PACKED.

NO	DESCRIPTION	QTY	MATERIAL	PLATING & COLOR
7	SHUNT TERMINAL-B	*	BRASS 0.3t	SILVER PLATING
6	RING SPRING	*	COPPER ALLOY 0.2t	SILVER PLATING
5	SHUNT TERMINAL-A	*	BRASS 0.3t	SILVER PLATING
4	TIP SPRING	*	COPPER ALLOY 0.25t	SILVER PLATING
3	EARTH SPRING	1	PHOSPHOR BRONZE 0.25t	SILVER PLATING
2	METAL	1	BRASS	NICKEL PLATING
1	BODY	1	PBT UL 94V-0	BLACK COLOR

UNLESS OTHERWISE SPECIFIED TOLERANCES				
DECIMALS:	ANGLES:			
X ± 0.5	X $\pm 2^{\circ}$			
XX ± 0.3	XX $\pm 1^{\circ}$			
XXX ± 0.2				
TITLE	3.5 ϕ PHONE JACK			
DWN	KENSON 8/25/09	PART NO.:	2SJ-0104-001	
CHKD	HANZY 8/25/09	SCALE:	1:1	UNIT: mm
APVD	ROBIN 8/25/09	SIZE:	A3	SHEET: 10F1 REV: E

信亨電子(中山)有限公司
CUSTOMER COPY