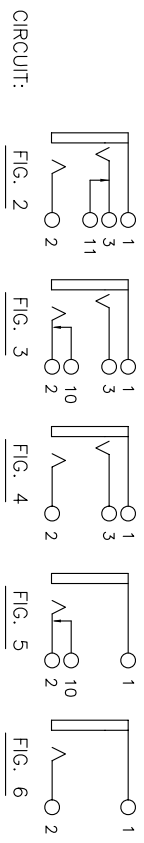
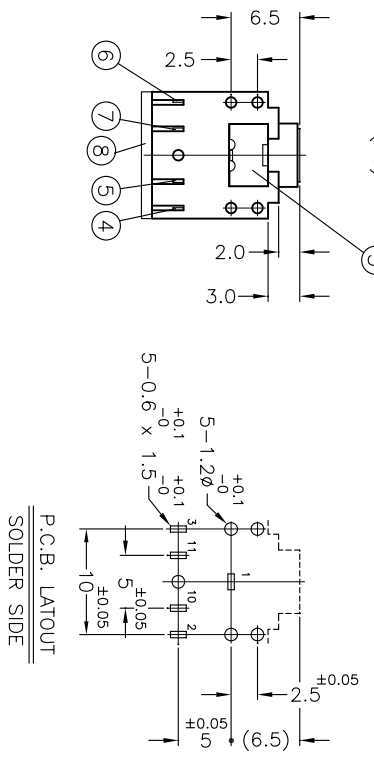
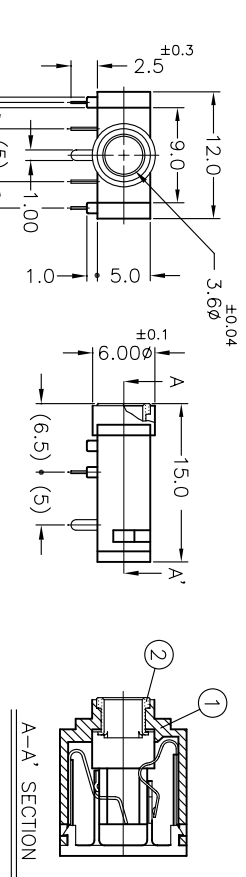


REV.	ECN NO OR DESCRIPTION	REVISED	DATE
B	Add Plating thickness description	01MY	6/2-'04
C	料號變更・ECN NO.:T0900047	KENSON	8/25/09



"TABLE 1"

DRAWING NO.	CIRCUIT	TIP SPRING	RING SPRING	SHUNT TERMINAL A	SHUNT TERMINAL B
2SJ-0211-001	FIG. 2	1	1		1
2SJ-0212-001	FIG. 3	1	1		
2SJ-0213-001	FIG. 4	1	1		
2SJ-0214-001	FIG. 5	1		1	
2SJ-0215-001	FIG. 6	1			

SPECIFICATIONS:

- RATING: DC 12V 0.5A
- INSULATION RESISTANCE BETWEEN ANY ADJACENT OPEN CIRCUIT TERMINAL SHALL NOT BE LESS THAN 100MΩ MEASURED BY 500 VDC MEGGER.
- CONTACT RESISTANCE: 30mΩ MAX.
- INSULATION VOLTAGE WITHSTAND: 500VAC FOR ONE MINUTE.
- AFTER EXPOSED AT TEMPERATURE OF 40±2°C AND AT RELATIVE HUMIDITY OF 90%-95% FOR 96HOURS AND DRIED AT ROOM TEMPERATURE FOR 30 MINUTES, JACK SHALL BE SATISFIED ITEMS 2, 3.
- LIFE TEST: 5,000 CYCLES MIN.
- INSERTION FORCE: 0.4-3Kg. AFTER LIFE TEST 0.3-3Kg.
- WITHDRAWAL FORCE: 0.4-3Kg. AFTER LIFE TEST 0.3-3Kg.
- MEASURING CONDITION: TEMPERATURE: FROM 5°C TO 35°C. RELATIVE HUMIDITY: FROM 40% TO 85%.
- AFTER LIFE TEST, CONTACT RESISTANCE: 100mΩ. MAX.
- AFTER LIFE TEST, CONTACT RESISTANCE: 100mΩ. MAX.
- AFTER HUMIDITY TEST, INSULATION RESISTANCE: 50mΩ. MIN.

NO	DESCRIPTION	QTY	MATERIAL	PLATING & COLOR
1	BODY	1	HIGH TEMP THERMOPLASTIC UL 94V-0	GRAY COLOR
2	METAL	1	BRASS	W 1.5um, Cu 2um/Min.
3	EARTH SPRING	1	PHOSPHOR BRONZE 0.25t	Ag 0.5um, Ni 5um, Cu 1.5um.
4	TIP SPRING	*	COPPER ALLOY 0.25t	Ag 0.5um, Ni 5um, Cu 1.5um.
5	SHUNT TERMINAL-A	*	BRASS 0.3t	Ag 0.5um, Ni 5um, Cu 1.5um.
6	RING SPRING	*	COPPER ALLOY 0.2t	Ag 0.5um, Ni 5um, Cu 1.5um.
7	SHUNT TERMINAL-B	*	BRASS 0.3t	Ag 0.5um, Ni 5um, Cu 1.5um.
8	COVER	1	PBT UL 94V-0	BLACK COLOR

UNLESS OTHERWISE SPECIFIED TOLERANCES

DECIMALS: ANGLES:

X :±0.5 X :±2°

X.X :±0.3 X.X :±1°

X.XX :±0.2

TITLE		3.5φ PHONE JACK	
DWN	KENSON 8/25/09	PART NO:	2SJ-0211-001
CHKD	HARVEY 8/25/09	SCALE:1:1	UNIT: mm
APVD	ROBIN 8/25/09	SIZE: A3	SHEET: 10F1
REV: C			

CUSTOMER COPY

Singapore Electronic(China-Shan) Co., Ltd.  
信音電子(中山)有限公司