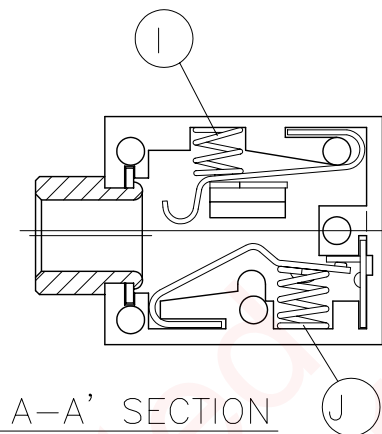
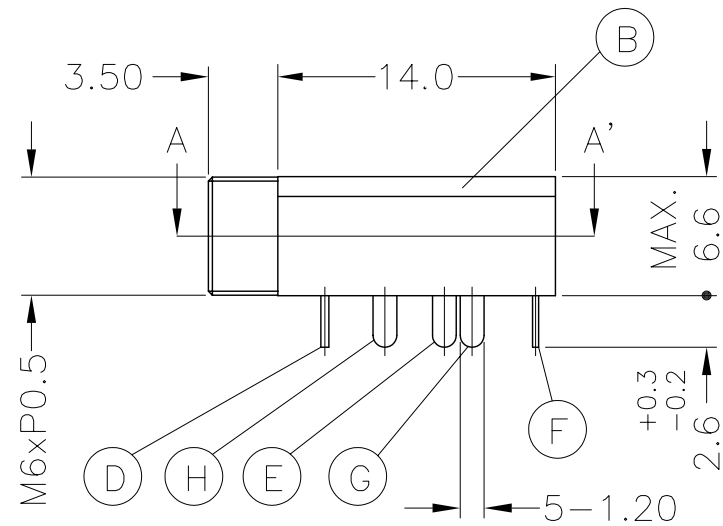
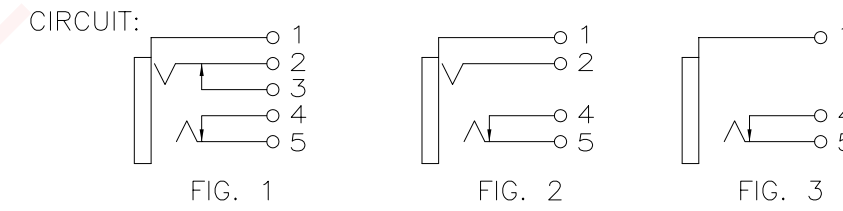
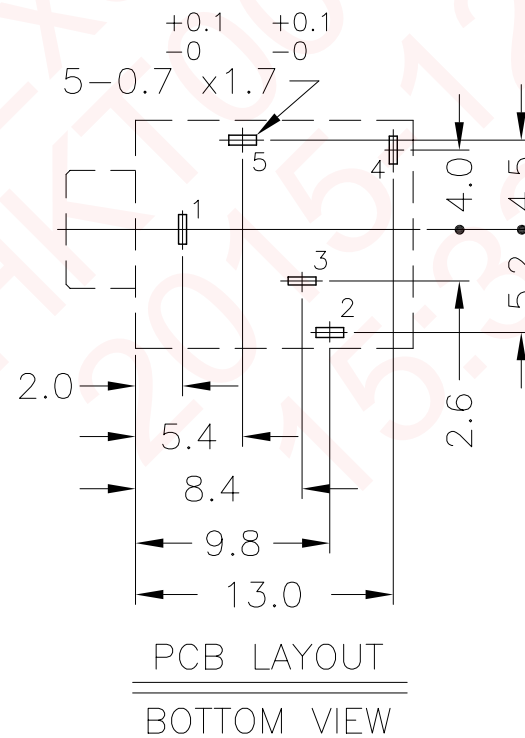
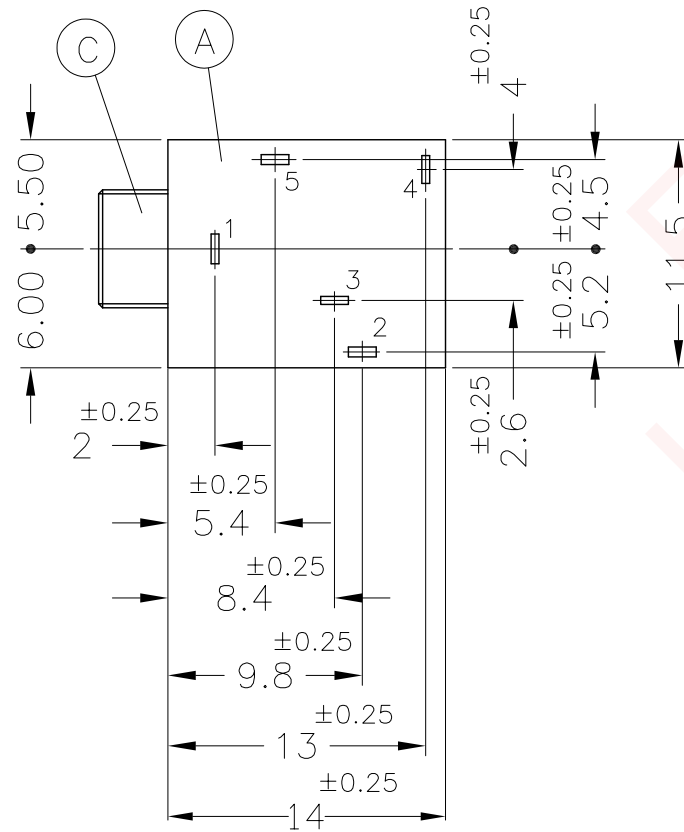


REV.	ECN NO OR DESCRIPTION	REVISED	DATE
C	ECN NO: 920008	EVEN	2005.7.8
D	ECN NO: C100378 Delete2SJ-0363-001	LONGJIANG	2010.11.10
E	ECN NO.:C150148 Modify material	REX	2015.12.03



- SPECIFICATION:
- CONTACT RESISTANCE: 30 mΩ MAX.
 - INSULATION RESISTANCE: 100 MΩ MIN. AT 250V DC.
 - DIELECTRIC STRENGTH: 250V AC 1 MINUTE.
 - LIFE TEST:
JACK SHALL WITHSTAND 5000 CYCLES OF INSERTION AND WITHDRAWAL WITH TESTING PLUG, AFTER TEST THE CONTACT RESISTANCE SHALL NOT EXCEED 0.1Ω
 - MEASURING CONDITION:
TEMPERATURE: FROM 5°C TO 35°C
RELATIVE HUMIDITY: FROM 40% TO 85%
 - INSERTION FORCE: 0.4Kg~1.6Kg.
 - WITHDRAWAL FORCE: 0.4Kg~1.4Kg.
 - SOLDER HEAT RESISTANCE: WAVE SOLDERING 260°C 10 SECS.
 - TO CONFORM TO THE "SE-01-001" & "ROHS DIRECTIVE"
 - GREEN PRODUCT IDENTIFICATION MARK IN JACK:
 - GREEN PRODUCT IDENTIFICATION LABEL IN PACKING: **G.P. PASS**
 - FOR WAVE SOLDERING LEAD-FREE PROCESS.



NO	DESCRIPTION	QTY	MATERIAL	PLATING & COLOR
J	COIL SPRING B	1	SUS 0.3φ	N/A
I	COIL SPRING A	1	SUS 0.25φ	N/A
H	TIP SPRING	*	COPPER ALLOR 0.25t	GOLD FLASH
G	RING SPRING	*	COPPER ALLOR 0.25t	GOLD FLASH
F	CONTACT B	*	BRASS 0.3t	GOLD FLASH
E	CONTACT A	*	BRASS 0.3t	GOLD FLASH
D	EARTH TERMINAL	1	BRASS 0.4t	GOLD FLASH
C	METAL	1	BRASS	NICKEL PLATING
B	COVER	1	POLYCARBONATE TRANSPARENT UL 94V-2	
A	BODY	1	PBT UL 94V-0	BLACK COLOR

"TABLE 1"

DRAWING	CIRCUIT FIG.	TIP SPRING	RING SPRING	CONTACTOR A	CONTACTOR B
2SJ-0362-001	FIG. 1	1	1	1	1
2SJ-0364-001	FIG. 2	1	1		1
2SJ-0365-001	FIG. 3	1			1

UNLESS OTHERWISE SPECIFIED TOLERANCES

DECIMALS: X :±0.5
X.X :±0.3
X.XX :±0.2

ANGLES: X :±2°
X.X :±1°

Singatron Enterprise Co., Ltd.
信音企業股份有限公司

TITLE	3.5φ STEREO JACK		
DWN	Xinrong-Tan 15/12/07	PART NO. 2SJ-036X-001	
CHKD	Zhijun-Wei 15/12/07	SCALE 2:1	UNIT: mm
APVD	Ziz-Zhou 15/12/07	SIZE: A3	SHEET:1 OF 1

CUSTOMER COPY