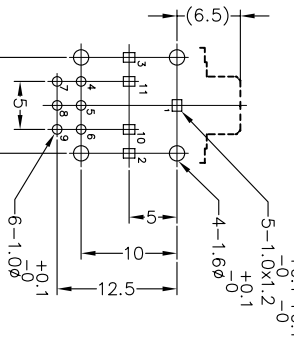
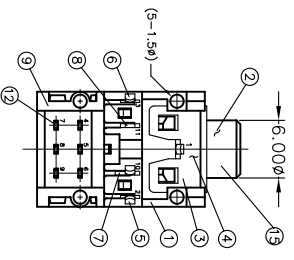
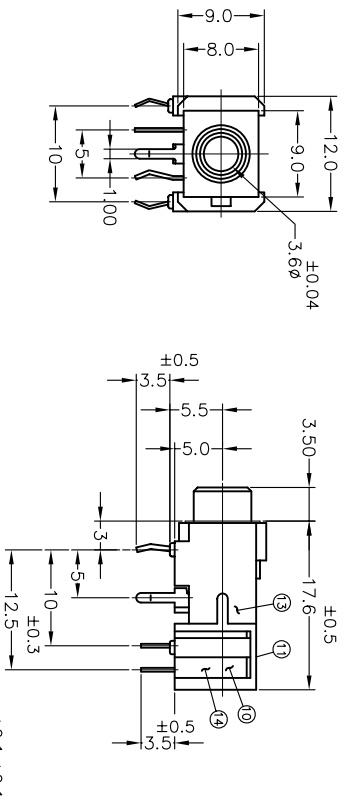
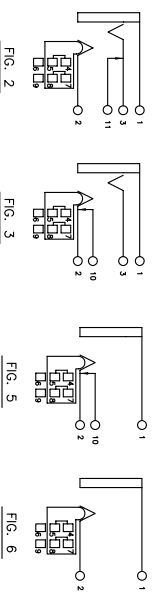


| REV. | ECN NO OR DESCRIPTION | REVISED | DATE |
|------|------------------------|---------|---------|
| B | 料號變更· ECN NO.:T0900047 | KENSON | 8/27/09 |



CIRCUIT:



| PART NO. | CIRCUIT | TIP SPRING | RING SPRING | SHUNT TERMINAL A | SHUNT TERMINAL B |
|--------------|---------|------------|-------------|------------------|------------------|
| ZSJ-0601-A05 | FIG. 2 | 1 | 1 | | 1 |
| ZSJ-0602-A05 | FIG. 3 | 1 | | 1 | |
| ZSJ-0604-A05 | FIG. 5 | 1 | | | 1 |
| ZSJ-0605-A05 | FIG. 6 | 1 | | | |

- SPECIFICATIONS:**
- INSULATION RESISTANCE TO BE NOT LESS THAN 50 MEGOHMS AT 250 VOLTS R.M.S.
 - MAXIMUM CONTACT RESISTANCE 30 MILLIOHMS.
 - JACK SHALL WITHSTAND 250 VOLTS BETWEEN ANY ADJACENT TERMINAL FOR 1 MINUTE.
 - JACK SHALL WITHSTAND 5,000 CYCLES OF INSERTION AND WITHDRAWAL WITH MATE PLUG OR GAUGE PLUG AFTER TESTING CONTACT RESISTANCE SHALL NOT EXCEED 0.1 OHMS.
 - INSERTION FORCE
 - INITIAL: 0.3Kg-3Kg
 - AFTER 5,000 CYCLES TEST: ±30% OF INITIAL VALUE.
 - WITHDRAWAL FORCE
 - INITIAL: 0.3Kg-3Kg
 - AFTER 5,000 CYCLES TEST: ±30% OF INITIAL VALUE.
 - MEASURING CONDITIONS:
 - TEMPERATURE: FROM 5°C TO 40°C.
 - RELATIVE HUMIDITY: FROM 40% TO 85%.
 - SWITCH:
 - 2 POLES 2 POSITIONS.
 - SWITCHING TIMING: SHORTING TYPE.
 - RESISTANCE TO SOLDERING HEAT:
 - LEADS TO BE IMMERSED IN MOLTEN SOLDER 260°C FOR 10 SECONDS @ 1.57mm FROM BODY WITH NO DEGRADATION OF ELECTRICAL OR MECHANICAL SPECIFICATION.
10. * : SEE PART NO.

| NO | DESCRIPTION | QTY | MATERIAL | PLATING&COLOR |
|----|------------------|-----|-----------------------|------------------|
| 15 | SLEEVE | 1 | PBT UL 94V-0 | LINE COLOR(5770) |
| 14 | CLIP | 2 | PHOSPHOR BRONZE 0.05t | SILVER PLATING |
| 13 | COIL SPRING | 1 | SMP-A | |
| 12 | TERMINAL | 6 | BRASS 0.4t | SILVER PLATING |
| 11 | COVER | 1 | POLYACETAL | BLACK COLOR |
| 10 | KNOB | 1 | POLYACETAL | WHITE COLOR |
| 9 | SWITCH CASE | 1 | PBT UL 94V-0 | BLACK COLOR |
| 8 | SHUNT TERMINAL-B | * | BRASS 0.4t | SILVER PLATING |
| 7 | SHUNT TERMINAL-A | * | BRASS 0.4t | SILVER PLATING |
| 6 | RING SPRING | * | COPPER ALLOY 0.25t | SILVER PLATING |
| 5 | TIP SPRING | * | COPPER ALLOY 0.3t | SILVER PLATING |
| 4 | EARTH SPRING | 1 | PHOSPHOR BRONZE | SILVER PLATING |
| 3 | EARTH TERMINAL | 1 | SPCC 0.5t | SILVER PLATING |
| 2 | METAL | 1 | BRASS | NICKEL PLATING |
| 1 | BODY | 1 | PBT UL 94V-0 | BLACK COLOR |

UNLESS OTHERWISE SPECIFIED TOLERANCES

DECIMALS: ANGLES:

X : ±0.5 X : ±2°

X.X : ±0.3 X.X : ±1°

X.XX : ±0.2

TITEL 3.5ø PHONE JACK

DWN KENSON 8/27/09 PART NO. ZSJ-0600-A05

CHKD HARVEY 8/27/09 SCALE: N/A UNIT: mm

APVD ROBIN 8/27/09 SIZE: A4 SHEET: 10F1 REV: B

CUSTOMER COPY

Singatron Electronic(Chung-Shan) Co., Ltd.
信音電子(中山)有限公司