
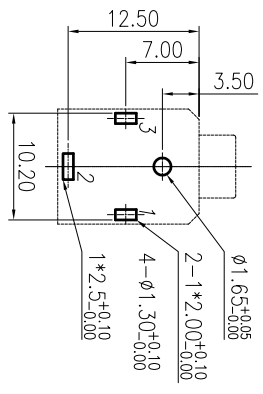
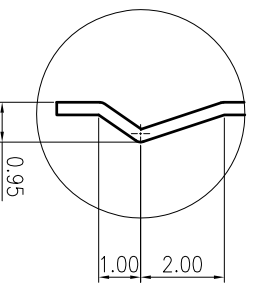
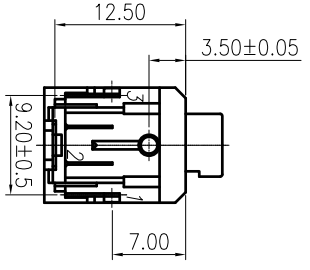
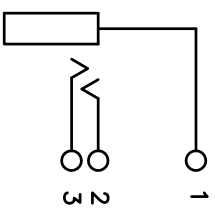
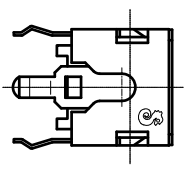
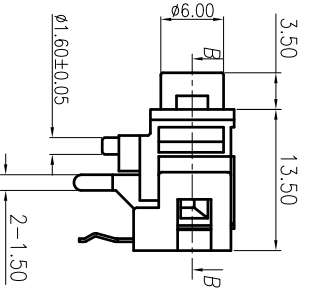
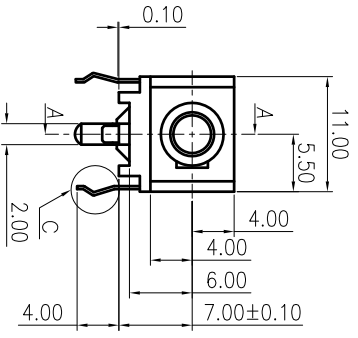
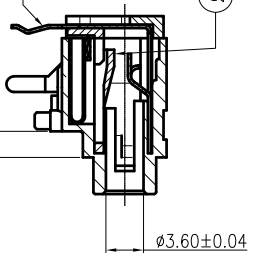
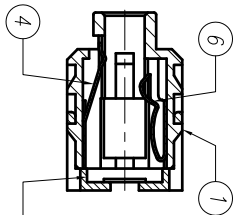
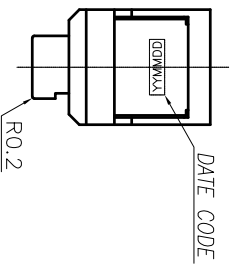


REV. ECN NO OR DESCRIPTION	REVISED	DATE
A PRODUCT RELEASE	Sticky-hu	2010.08.13

SPECIFICATIONS:

- INSULATION RESISTANCE BETWEEN ANY OPEN TERMINAL SHALL NOT BE LESS THAN 100 MEGOHMS BY 500 VDC MEGGER.
- JACK SHALL WITHSTAND 500 VAC BETWEEN ANY OPEN TERMINAL FOR ONE MINUTE.
- CONTACT RESISTANCE OF EACH CLOSED TERMINAL SHALL NOT EXCEED 0.03 OHMS.
- INSERTION FORCE: 0.5-3.0 KGS.
- WITHDRAWAL FORCE: 0.3-3.0 KGS.
- JACK SHALL WITHSTAND 5,000 CYCLES INSERTION AND WITHDRAWALS WITH MATCHING PLUG, AFTER TEST THE CONTACT RESISTANCE SHALL NOT EXCEED 0.1 OHMS.
- SOLDERING CONDITION: WAVE SOLDERING.
- TO CONFORM TO THE SINGATRON HARDUABRON SUBSTANCE FREE SPEC.
- HF PRODUCT IDENTIFICATION MARK ON JACK: ©
- HF PRODUCT IDENTIFICATION LABEL ON PACKAGING: 
- PACKAGING: TRAY.



DETAIL OF C

RECOMMENDED PCB LAYOUT
SOLDER SIDE (TOLERANCE: ±0.05)

6	RING SPRING	1	PHOSPHOR BRONZE 0.25t	SILVER PLATING
5	TIP SPRING	1	PHOSPHOR BRONZE 0.3t	SILVER PLATING
4	EARTH SPRING	1	PHOSPHOR BRONZE 0.25t	SILVER PLATING
3	SEPARATOR	1	PBT UL 94V-0	WHITE COLOR
2	COVER	1	PBT+15%GF (HF)	WHITE COLOR
1	BODY	1	PBT UL 94V-0	GRAY COLOR (427C)
NO	DESCRIPTION	QTY	MATERIAL	PLATING & COLOR

UNLESS OTHERWISE SPECIFIED TOLERANCES

 Singatron Enterprise Co., Ltd.
信音企業股份有限公司

DECIMALS: ANGLES:

TITLE: 035PHONE JACK

X : ±0.5 X : ±1°
X.X : ±0.3 X.X : ±1'
X.XX : ±0.2

DWN: Stick-hu 10.08.16 PART NO. 2SJ-0902-015
CHKD: Wshon 10.08.16 SCALE 2:1 UNIT: mm
APVD: Liao 10.08.16 SIZE: A3 SHEET: 10F1 REV: A

CUSTOMER COPY