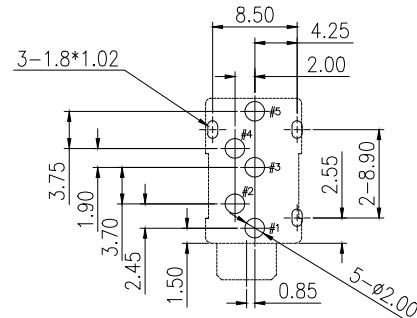
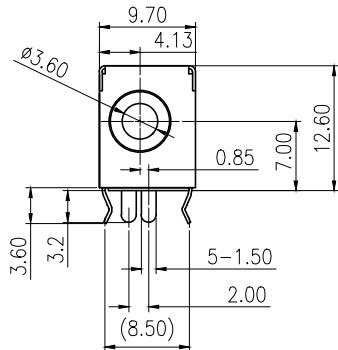
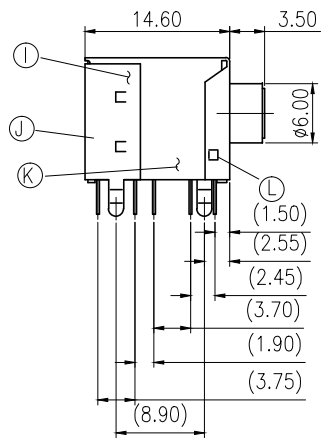
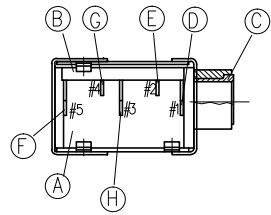


1 2 3 4 5 6 7 8

REV.	ECN NO OR DESCRIPTION	REVISED	DATE
B	UPDATE DRAWING LAYOUT	JACKY-T	2006.09.08
C	CHANGE DIMENSION	SKY-SUN	2007.10.09
D	CHANGE PCB DIMENSION ECN No.:C080084-2/4	CHARLIE	2008.05.12
E	UPDATE DWG ECN No.:C080233-2/4	CHARLIE	2008.10.23
F	ECN NO:S170135-Q	YUREN	2017.5.2



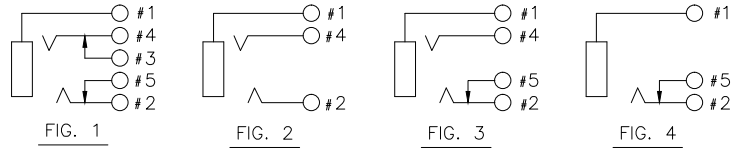
RECOMMEND PCB LAYOUT  
TOP VIEW (TOLERANCE:±0.05)



SPECIFICATIONS:

- ELECTRICAL CHARACTERISTICS:
  - 1-1. RATING:24V 2A
  - 1-2. CONTACT RESISTANCE: 20mΩ MAX.(INITIAL)
  - 1-3. DIELECTRIC WITHSTANDING VOLTAGE: 250V AC FOR ONE MINUTE.
  - 1-4. INSULATION RESISTANCE: 50MΩ MIN. MEASURED BY 500 VDC
- MECHANICAL CHARACTERISTICS:
  - 2-1. INSERTION FORCE : 0.4~1.6 KGF
  - 2-2. WITHDRAWAL FORCE : 0.4~1.4KGF
- LIFE TEST: 5,000 CYCLES MIN.
- OTHER GENERAL SPEC. TO REFER "2SJ437X SERIES SPEC".
- TO CONFORM TO THE SINGATRON HAZARDOUS SUBSTANCE FREE SPEC.
- GREEN PRODUCT IDENTIFICATION MARK ON JACK:
- GREEN PRODUCT IDENTIFICATION LABEL ON PACKAGING: **G.P. PASS**
- FOR WAVE SOLDERING LEAD-FREE PROCESS.

CIRCUIT:



L	SHIELDING B	1	STELL 0.3t	SEE TABLE
K	SHIELDING A	1	STELL 0.3t	SEE TABLE
J	COIL SPRING-B	1	STELL	N/A
I	COIL SPRING-A	1	STELL	N/A
H	SHUNT TERMINAL-B	*	COPPER ALLOY 0.3t	SILVER PLATING
G	RING SPRING	*	COPPER ALLOY 0.25t	SILVER PLATING
F	SHUNT TERMINAL-A	*	COPPER ALLOY 0.3t	SILVER PLATING
E	TIP SPRING	*	COPPER ALLOY 0.3t	SILVER PLATING
D	EARTH TERMINAL	1	COPPER ALLOY 0.3t	SILVER PLATING
C	METAL	1	COPPER ALLOY	NICKEL PLATING
B	COVER	1	POLYCARBONATE UL 94V-0	TRANSPARENT
A	BODY	1	THERMOPLASTIC UL 94V-0	LIME COLOR (PANTONE NO. 577C)

NO	DESCRIPTION	QTY	MATERIAL	PLATING & COLOR
UNLESS OTHERWISE SPECIFIED TOLERANCES		Singatron Enterprise Co., Ltd. 信音企業股份有限公司		
DECIMALS: ANGLES:		TITLE: 3.5φ PHONE JACK		
X	:±0.5	X	:±2°	DWN YUREN PART NO. 2SJ-437X-F04
X.X	:±0.3	X.X	:±1°	CHKD CERRY SCALE 1:1 UNIT: mm
X.XX	:±0.2	APVD LIAO	SIZE: A3	SHEET: 10F1 REV: F
CUSTOMER COPY				

TABLE:

DRAWING NO.	CIRCUIT FIG.	TIP SPRING	RING SPRING	SHUNT TERMINAL-A	SHUNT TERMINAL-B	SHIELDING B& SHIELDING A PLATING
2SJ-4372-F04	FIG. 1	1	1	1	1	TIN ALLOY PLATING
2SJ-4374-F04	FIG. 3	1	1	1		TIN ALLOY PLATING
2SJ-4375-F04	FIG. 4	1		1		TIN ALLOY PLATING
2SJ-4373-F04	FIG. 2	1	1			可焊Ni 60u"Min

1 2 3 4 5 6 7 8