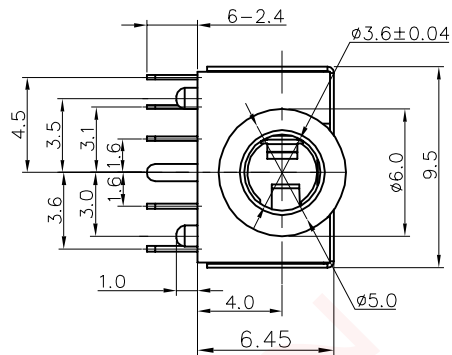
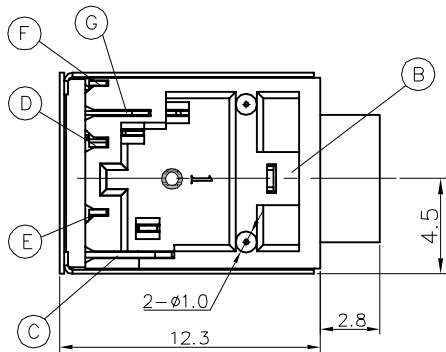
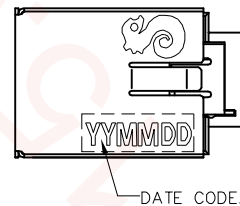
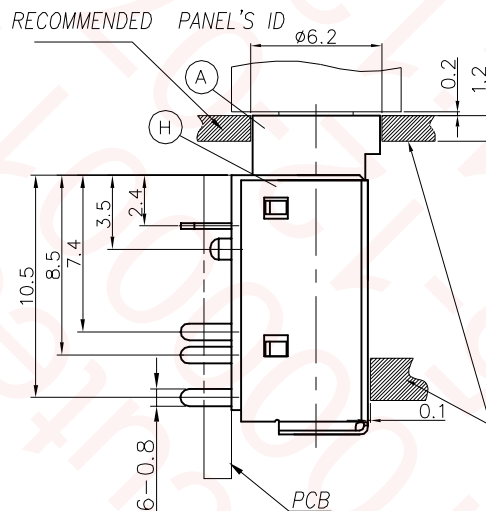
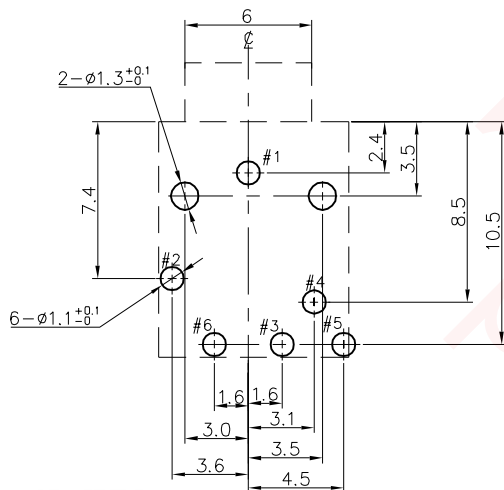


REV.	ECN NO OR DESCRIPTION	REVISED	DATE
A	PDR NO:T150817-1A	MARS	2015.10.26

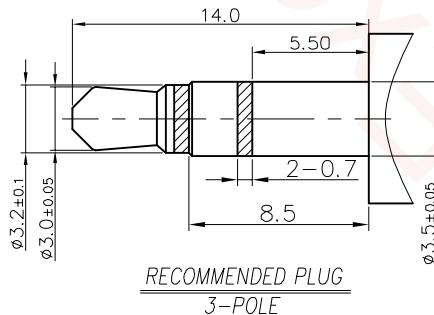
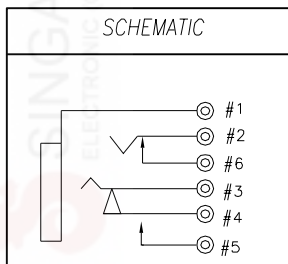


SPECIFICATIONS:

- ELECTRICAL CHARACTERISTICS:
 - RATING: 12V 1A
 - CONTACT RESISTANCE: 30mΩ MAX.(INITIAL)
 - DIELECTRIC WITHSTANDING VOLTAGE: 500V AC FOR ONE MINUTE
 - INSULATION RESISTANCE: 100MΩ MIN. MEASURED BY 500 VDC
- MECHANICAL CHARACTERISTICS:
 - INSERTION FORCE :0.4~3.0 KGF
 - WITHDRAWAL FORCE : 0.3~3.0KGF
- LIFE TEST: 5,000 CYCLES MIN.
- OTHER GENERAL SPEC. TO REFER "2.5 3.5 PHONE JACK-SPEC".
- TO CONFORM TO SINGATRON HAZARDOUS SUBSTANCE FREE SPEC.
- HALOGEN FREE PRODUCT IDENTIFICATION MARK ON PRODUCT:
- HALOGEN FREE PRODUCT IDENTIFICATION LABEL ON PACKAGING:
- FOR REFLOW SOLDERING LEAD-FREE PROCESS.



RECOMMENDED PCB LAYOUT
TOP VIEW (TOL.±0.05)



NO	DESCRIPTION	QTY	MATERIAL	PLATING & COLOR
H	SHIELDING	1	COPPER ALLOY 0.2T	Ni 60u"
G	TRANSFER TERMINAL	1	COPPER ALLOY 0.2T	GOLD FLASH ON CONTACT AREA Sn 120u" ON SOLDER TAIL ALL OVER Ni 60u"
F	BREAK TERMINAL	1	COPPER ALLOY 0.2T	GOLD FLASH ON CONTACT AREA ALL OVER 50u" Ni 60u" Min.
E	SHUNT TERMINAL-A	1	BRASS 0.2T	GOLD FLASH ON CONTACT AREA ALL OVER 50u" Ni 60u" Min.
D	RING SPRING	1	COPPER ALLOY 0.2T	GOLD FLASH ON CONTACT AREA Sn 120u" ON SOLDER TAIL ALL OVER Ni 50u"
C	TIP SPRING	1	COPPER ALLOY 0.25T	Ag 20u"Min OVER Ni 40~80u"
B	EARTH	1	COPPER ALLOY 0.3T	
A	BODY	1	HIGH TEMP.THERMOPLASTIC UL 94V-0	BLACK

UNLESS OTHERWISE SPECIFIED TOLERANCES

Singatron Enterprise Co., Ltd.
信音企業股份有限公司

DECIMALS:	ANGLES:	TITLE	3.5ø PHONE JACK		
X :±0.5	X :±2°	DWN	MARS	PART NO. 2SJ-B351-S69F	
X.X :±0.3	X.X :±1°	CHKD	BRUCE	SCALE:4:1	UNIT: MM
X.XX :±0.2		APVD	LUSSEN	SIZE: A3	SHEET:1 OF 1
					REV:A

CUSTOMER COPY