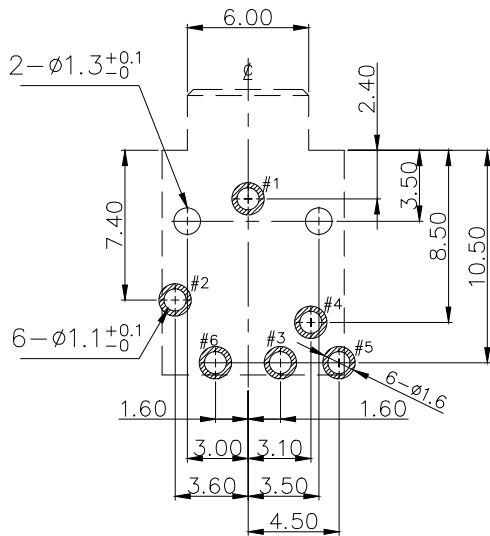
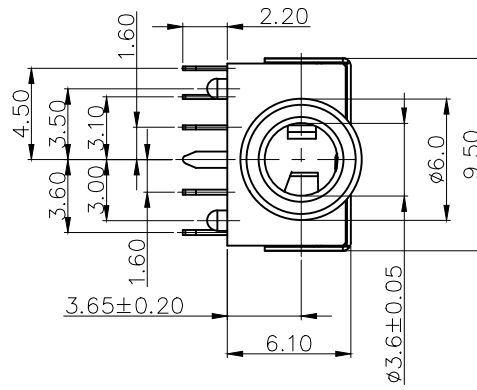
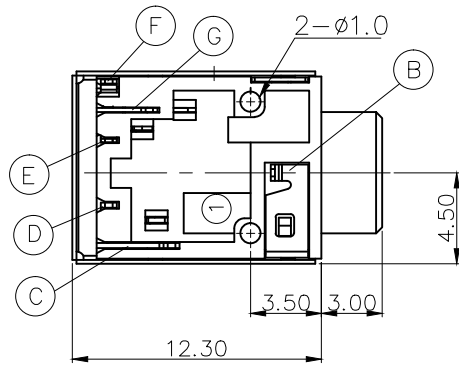
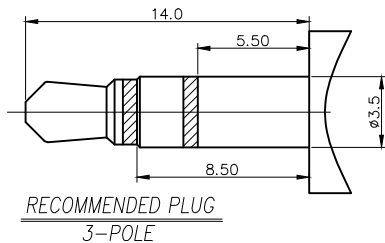
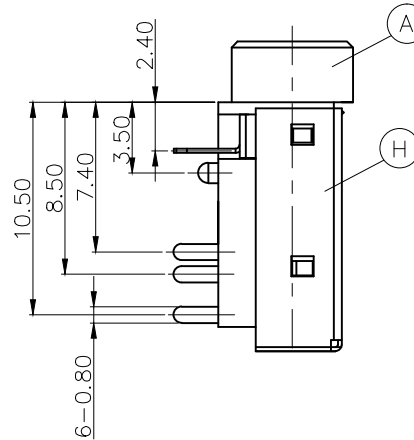


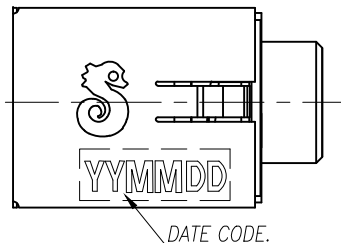
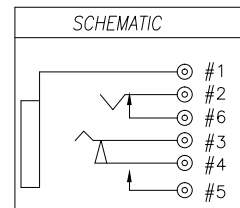
REV.	ECN NO OR DESCRIPTION	REVISED	DATE
A	PDR :T171110-5A	XINZHI	2018.03.07



RECOMMENDED PCB LAYOUT
TOP VIEW (TOL.±0.05)



RECOMMENDED PLUG
3-POLE



SPECIFICATIONS:

1. ELECTRICAL CHARACTERISTICS:

- 1-1. RATING: 12V 1A
- 1-2. CONTACT RESISTANCE: 50mΩ MAX.(INITIAL)
- 1-3. DIELECTRIC WITHSTANDING VOLTAGE: 500V AC FOR ONE MINUTE.
- 1-4. INSULATION RESISTANCE: 100MΩ MIN. MEASURED BY 500 VDC.

2. MECHANICAL CHARACTERISTICS:

- 2-1. INSERTION FORCE: 0.3-3.0Kgf
- 2-2. WITHDRAWAL FORCE: 0.3-3.0Kgf

3. LIFE TEST: 5,000 CYCLES MIN.

AFTER LIFE TEST, CONTACT RESISTANCE: 120mΩ MAX.

4. PACKAGING : TAPE & REEL.

5. AFTER HUMIDITY TEST, INSULATION RESISTANCE: 50MΩ MIN.

6. TO CONFORM TO SINGATRON HAZARDOUS SUBSTANCE FREE SPEC.

7. HALOGEN FREE PRODUCT IDENTIFICATION MARK ON JACK:

8. HALOGEN FREE PRODUCT IDENTIFICATION LABEL ON PACKAGING:

H	SHIELDING	1	PHOSPHOR BRONZE 0.2t	Ni 60u"
G	TRANSFER TERMINAL	1	PHOSPHOR BRONZE 0.2T	GOLD FLASH ON CONTACT AREA
F	BREAK TERMINAL	1	PHOSPHOR BRONZE 0.2T	MATTE Sn 80u"ON SOLDER TAIL ALL OVER Ni 50u"
E	RING SPRING	1	PHOSPHOR BRONZE 0.2T	GOLD FLASH ON CONTACT AREA OVER 50u" Ni.
D	SHUNT TERMINAL-A	1	COPPER ALLOY 0.25T	Ag 20u" Min, OVER 50u" Ni.
C	TIP SPRING	1	PHOSPHOR BRONZE 0.25T	
B	EARTH	1	PHOSPHOR BRONZE 0.2T	
A	BODY	1	PA10+30%GF UL 94V-0	BLACK
NO	DESCRIPTION	QTY	MATERIAL	PLATING & COLOR
UNLESS OTHERWISE SPECIFIED TOLERANCES		Singatron Enterprise Co., Ltd. 信音企業股份有限公司		
DECIMALS: X :±0.5 X.X :±0.3 X.XX :±0.2		ANGLES: X :±2° X.X :±1°		TITLE: 3.5ø PHONE JACK DWN: XINZHI PART NO. 2SJ-C351-041F CHKD: Bruce SCALE:4:1 UNIT: MM APVD: Lussen SIZE: A3 SHEET:1 OF 1 REV:A
CUSTOMER COPY				